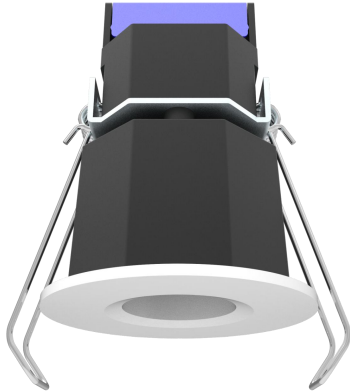



# BL2-001 2" LED DOWNLIGHT

<b>Catalog #</b>		<b>Prepared by</b>	LiteHarbor
<b>Project</b>		<b>Date</b>	
<b>Notes</b>			



## Features

- Constant voltage 24VDC low-voltage centralized power supply improves safety and reduces single lamp spare parts.
- The simplified retrofit installation can be used in both new and existing spaces.
- IC Airtight for use with direct contact to insulation.
- Beam Angle: 15/24/36 Degrees.
- Life Rated for 50,000 hours at 70% lumen maintenance.
- Easy installation for new construction and remodel applications.
- Height allows for use in ceilings with under 3" depth. Ceiling thickness can be reduced from fixture depth.
- Can be integrated control, the number of fixture connecting depending on the power used.
- Round and square shape option



## Specification

**Source:** LED COB Chips.

**Lumen maintenance:** 50,000 hours L70 based on LM80 standardized test results.

**Optics:** PC Lens for even lumen distribution.

**Material:** Die-cast aluminum construction for lasting quality.

**Mounting:** New construction installation or remodel installation

**Electrical:** High efficiency electronic driver, rated at 50 000 hours

**Heat dissipation:** Superior Thermal Management by utilizing aluminum body as heat sink.

**Warranty:** 3 year limited warranty.

## Light Output

Voltage	DC 24V
Watt	8W
CCT	2700K-6000K/3CCT
Dimmable	Dimming
Lumen	800-1000lm
Light Source	COB
CRI	90+
Beam Angle	15°/24°/36°
Material	Aluminum
Finish	White/Black/Silver/Satin Nickel/Brown

\*Other special requirements please confirm with our sales.

## Electrical Specifications

- Wide voltage input 120-277VAC, 50/60 Hz, 0-10V dimming, constant voltage or constant current mode.
- Constant voltage driver 120V-277V input to 24V low pressure output, one lamp with one driver.
- Integrated power supply optional, easy to replace the power supply.
- Each luminaire is connected in parallel, one power supply can simultaneously control multiple lamps.
- The power has UL listed, can be applied to a variety of applications.



LED DOWNLIGHT



**Liteharbor Lighting Technology Co., Ltd.**

New Industry Area Hecun Danzao Town  
Nanhai Foshan City Guangdong China

TEL: +86-757-8180 8687

FAX: +86-757-8180 8685

E-mail: info@liteharbor.com

Website: www.liteharbor.com

Specifications subject to change w/o notice

Revision: May. 2022

### Independent Power Supply

Wattage	8W
Input Voltage	120-277V AC
Frequency	50/60 Hz
Output Voltage	24V
Power Factor	>0.9
Color	3CCT Selectable
Dimming	0-10V Dimming/ELV Dimming

### Integrated Power Supply

Wattage	100W Max .
Input Voltage	120-277V AC
Frequency	50/60 Hz
Output Voltage	24V
Power Factor	>0.9
Dimming	0-10V Dimming/ELV Dimming
Connect Lamps	8 Lamps

### Applications

Suitable for jewelry stores, boutiques, luxury goods stores, shopping malls and other places that require concentrated lighting and accent lighting.

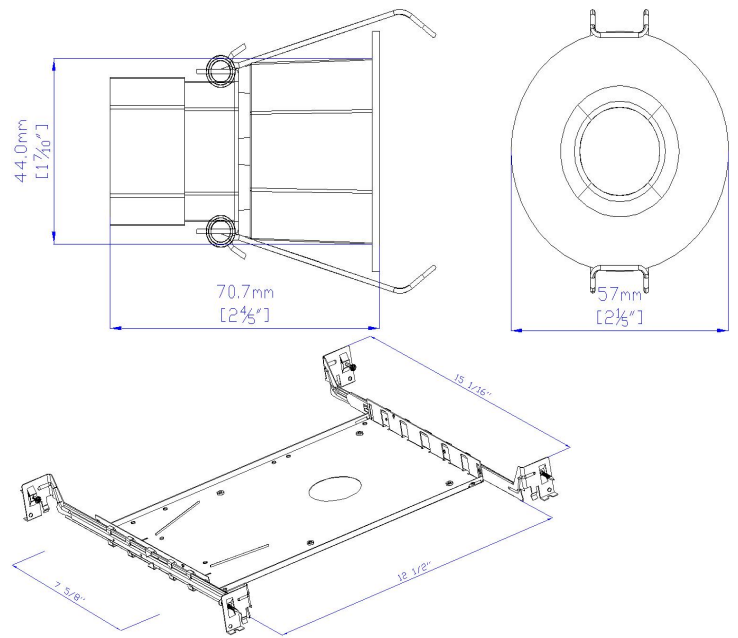
### Listing / Warranty

ETL listed to US and Canadian standards for damp location W/Feed through.  
3 Year Limited Warranty.




### Dimensions


Ceiling Cut Out: 2"



### Cover Color Option



White



Black



Silver




Satin Nickel




Brown

### Shape



Round



Square

\*Other special requirements please confirm with our sales.



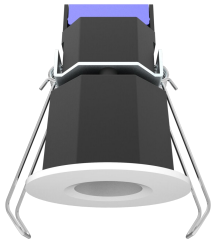
**Liteharbor Lighting Technology Co., Ltd.**  
New Industry Area Hecun Danzao Town  
Nanhai Foshan City Guangdong China

TEL: +86-757-8180 8687  
FAX: +86-757-8180 8685  
E-mail: info@liteharbor.com

Website: www.liteharbor.com  
Specifications subject to change w/o notice  
Revision: May, 2022




## Installation



Remodel



New construction



IC Airtight New construction

## Ordering Guide

Series/Lumen	Voltage	Wattage	Finish
<input type="checkbox"/> BL1-001	<input type="checkbox"/> AC 120V	<input type="checkbox"/> 8W	<input type="checkbox"/> WH   White
<input type="checkbox"/> BL1-S001	<input type="checkbox"/> AC 120V-277V		<input type="checkbox"/> BK   Black
LED Downlight	<input type="checkbox"/> DC 24V		<input type="checkbox"/> SV   Silver
			<input type="checkbox"/> SN   Satin Nickel
			<input type="checkbox"/> BW   Brown

CCT	Dimming	Beam Angle	Diver
<input type="checkbox"/> 30K   3000K	<input type="checkbox"/> Non Dimming	<input type="checkbox"/> 15   15°	<input type="checkbox"/> Independent Power Supply
<input type="checkbox"/> 40K   4000K	<input type="checkbox"/> 0-10V Dimming	<input type="checkbox"/> 24   24°	<input type="checkbox"/> Integrated Power Supply
<input type="checkbox"/> 50K   5000K	<input type="checkbox"/> ELV Dimming	<input type="checkbox"/> 36   36°	
<input type="checkbox"/> 60K   6000K			
<input type="checkbox"/> 3CCT   3000K/4000K/5000K			

\*CUSTOMIZABLE

CRI	Shape	Installation
<input type="checkbox"/> 80   CRI>80	<input type="checkbox"/> R   Round	<input type="checkbox"/> RD   Remodel
<input type="checkbox"/> 90   CRI>90	<input type="checkbox"/> S   Square	<input type="checkbox"/> NC   New construction
		<input type="checkbox"/> IC   IC Airtight New construction



LED DOWNLIGHT

\*Other special requirements please confirm with our sales.



**Liteharbor Lighting Technology Co., Ltd.**  
 New Industry Area Hecun Danzao Town  
 Nanhai Foshan City Guangdong China

TEL: +86-757-8180 8687  
 FAX: +86-757-8180 8685  
 E-mail: info@liteharbor.com

Website: www.liteharbor.com  
 Specifications subject to change w/o notice  
 Revision: May, 2022

Structure Elucidation

