


# BL8-EM001

## 8" Recessed Emergency Downlights (PoE) Ready

Catalog #		Prepared by	LiteHarbor
Project		Date	
Notes			



### DESCRIPTION

8" Recessed Emergency Downlight for low to medium height ceilings in commercial and architectural applications. Emergency LED Battery Back-Up integrally mounted inside the fixture for unobtrusive design, illuminates during normal power to blend in with other AC Only Architectural Luminaires. Save money with 80% energy savings compared to incandescent and halogen bulbs.

### LED LIGHT ENGINE

- Optional branded LED chips.
- Input AC 120V/277V at 50/60Hz.
- 3CCT/5CCT Tunable.
- 2700K, 3000K, 4000K, and 5000K , 80/90CRI option.
- Type A - 3CCT, provides 3000K-4000K-5000K option.
- Type B - 3CCT, provides 2700K-3000K-3500K option.
- Rated life of 50,000 hours.

### DRIVER

- 20W, 120V/277V AC 50/60Hz Electronic Direct Current Class 2 driver integrally mounted on large access Junction Box.
- TRIAC/ELV or 0-10V dimming LED driver.
- Suitable for use in dry and damp locations.
- Power Factor: >0.90

### LISTING/WARRANTY

- ETL to US and Canadian standards for damp location W/Feed through.
- 5 Year Limited Warranty.

### FEATURES

- PoE scheme or LED quick connector provided.
- Complete, pre-wired emergency downlight solution—including test button—removes all typical guesswork, uncertainty, and complex installation issues from battery backup downlight applications.
- Retrofit or New Construction.
- Comes with Junction Box & Driver, No Housing Required.
- Robust, durable and lightweight.
- Power & CCT Tunable, convenient inventory and cost savings.
- No Flickering, noise or RF interference
- Easy to install to suspended ceiling grids.
- Illuminated Self-Diagnostic LED test switch.
- Motion Sensor Auto Mode Auto on for pre-determined time(1/5/10MIN) when people or other living objects are detected within the sensing area, and Auto OFF after no further motion is detected.
- Built-in 5W LED emergency driver, 400lm delivered during emergency operation.



Power over Ethernet



Damp Location



Power Select



Motion Sensor



Color Temperature



Emergency Back Up



5 Year Limited Warranty



ETL Certificate

### APPLICATIONS

- hospitality
- shopping mall stores
- indoor residential
- Retail
- Museum
- hotels
- Kitchens
- Commercial
- offices

\*Other special requirements please confirm with our sales.



**Liteharbor Lighting Technology Co., Ltd.**  
New Industry Area Hecun Danzao Town  
Nanhai Foshan City Guangdong China

TEL: +86-757-8180 8675  
FAX: +86-757-8180 8685  
E-mail: info@liteharbor.com

Website: www.liteharbor.com  
Specifications subject to change w/o notice  
Revision: July. 2022



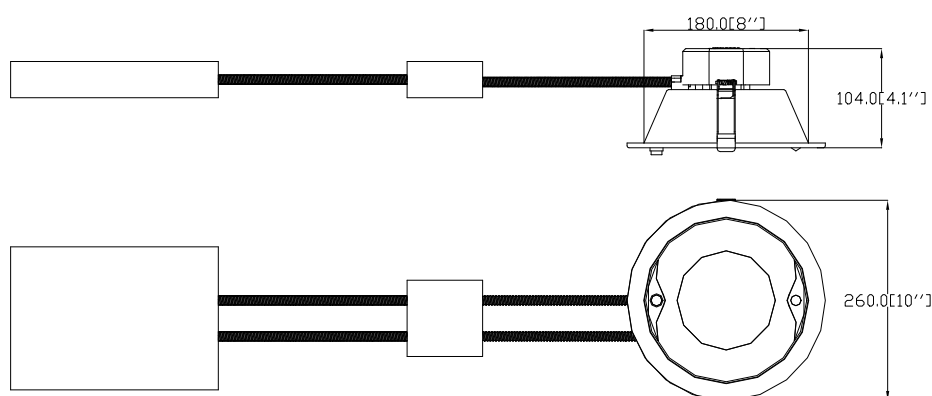
PANEL LIGHT

## SPECIFICATION

DESCRIPTION	BL6-EM001		BL8-EM001	
Wattage	10W-12W-17W		14W-17W-20W	
Luminosity	1250lm		1900lm	
Lumens / Watt	78lm/w		78lm/w	
CRI	90+		90+	
Colour Temperature	3000K, 4000K, 5000K/3CCT(3000K-4000K-5000K)		3000K, 4000K, 5000K/3CCT(3000K-4000K-5000K)	
Driver Input	24V	120V AC or 120V-277V AC 50/60 Hz	24V	120V AC or 120V-277V AC 50/60 Hz
Power Factor	0.9		0.9	
Dimming	TRIAC Dimmers /0-10V Dimmers		TRIAC Dimmers /0-10V Dimmers	
Location	Dry / Damp Locations		Dry / Damp Locations	
Finish	White,Black,Satin Nickel		White,Black,Satin Nickel	
Ceiling Cut out Size	Ø 6" to Ø 7"		Ø 8" to Ø 9"	
Wire	Cat5/Cat6	FT4/FT6	Cat5/Cat6	FT4/FT6
IP Rating	20		20	
Power Efficiency	>90%		>90%	
UGR	<18		<18	
Beam Angle	120°		120°	
THD	<20%		<20%	
Installation	Recessed Ceiling Mount		Recessed Ceiling Mount	
Lifespan	50,000 Hours		50,000 Hours	
Executive Standard	ETL		ETL	
Warranty	5 Year Limited for Fixture & Driver		5 Year Limited for Fixture & Driver	

## DIMENSINS

Ceiling cut out: Ø 8" to Ø 9"



\*Other special requirements please confirm with our sales.



**Liteharbor Lighting Technology Co., Ltd.**

New Industry Area Hecun Danzao Town  
Nanhai Foshan City Guangdong China

TEL: +86-757-8180 8675

FAX: +86-757-8180 8685

E-mail: [info@liteharbor.com](mailto:info@liteharbor.com)

Website: [www.liteharbor.com](http://www.liteharbor.com)

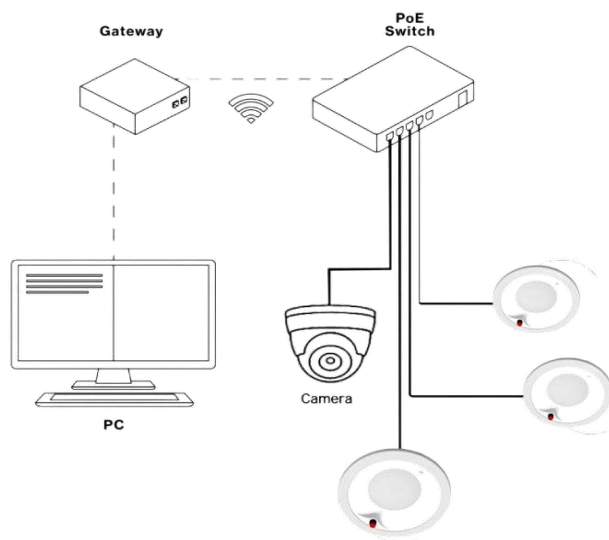
Specifications subject to change w/o notice

Revision: July. 2022

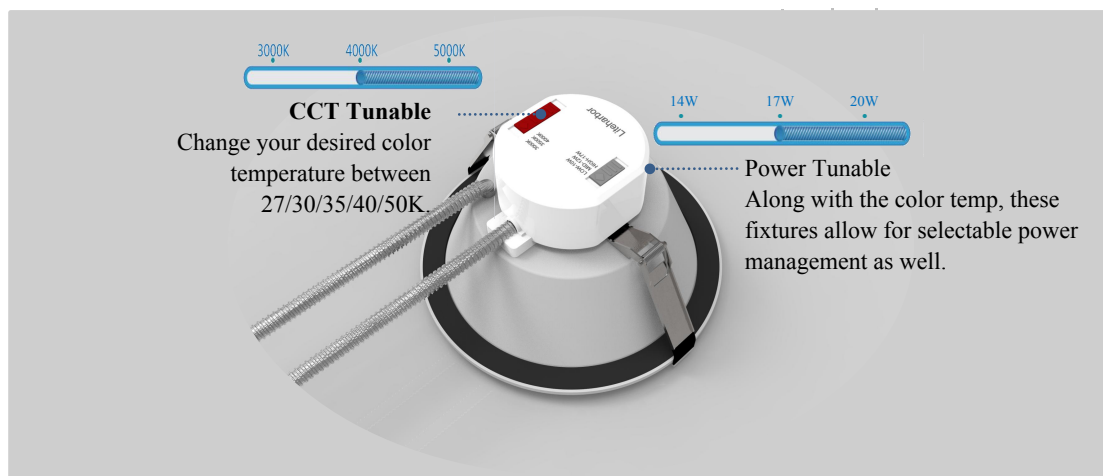
## POE SOLUTION

Liteharbor PoE solution with single/double ethernet interface "One in" or "One in One out" design. It provides RJ45 wiring system suitable for CAT5, CAT6, CAT7, CAT8 Ethernet Cable with UL listed. PoE technology sends 10/45 Gbps of data and 30W, 60W up to 90W of power budget to devices over Cat7 and Cat8 Ethernet cables for a maximum distance of 100m.


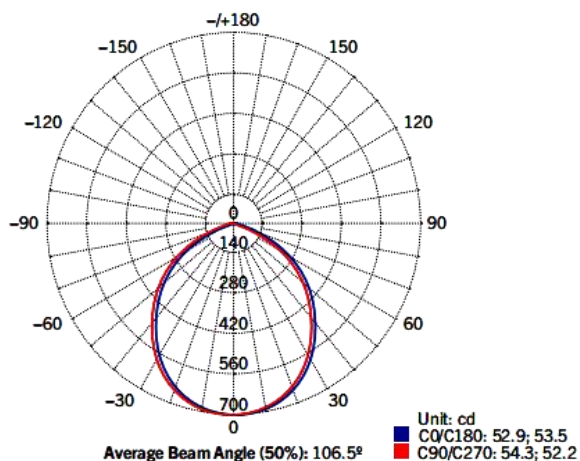
PoE technology can be integrated into many of Liteharbor's lighting solutions and product families including architectural recessed lighting, architectural linear lighting, architectural downlights, residential downlights and pendants light. More POE Lighting please follow up [www.liteharbor.com](http://www.liteharbor.com)



## POWER& CCT TUNABLE



## PHOTOMETRIC SPECIFICATIONS



\*Other special requirements please confirm with our sales.



**Liteharbor Lighting Technology Co., Ltd.**

New Industry Area Hecun Danzao Town  
Nanhai Foshan City Guangdong China

TEL: +86-757-8180 8675

FAX: +86-757-8180 8685

E-mail: [info@liteharbor.com](mailto:info@liteharbor.com)

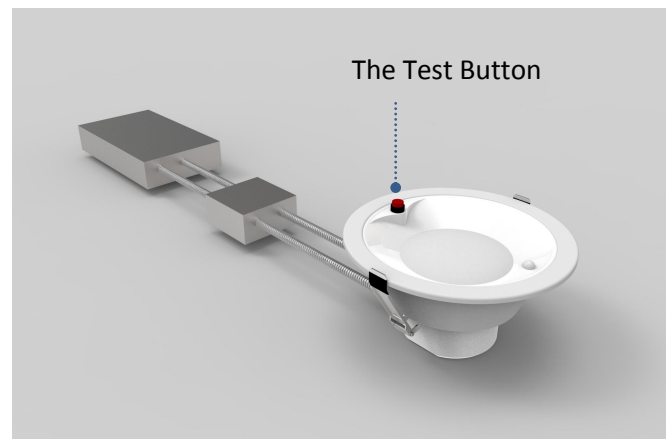
Website: [www.liteharbor.com](http://www.liteharbor.com)

Specifications subject to change w/o notice

Revision: July. 2022

## EMERGENCY MODE


- LED Downlights combine powerful LEDs with pre-integrated battery backup power to deliver 90 minutes of uninterrupted lighting whenever the power goes out. Built-in battery backup means no aftermarket install and integrated test button makes routine checks simple.
- When AC power is restored, the emergency pack switches back to normal mode and starts re-charging.
- If emergency driver detects battery failure due to problems such as bad contact or charging issues, the test button will not be lit.



## ORDERING GUIDE

Series	Mounting	Wattage	Color Temperature
<input type="checkbox"/> BL6-EM001	<input type="checkbox"/> R   Remodel	<input type="checkbox"/> 10   10W/lamp	<input type="checkbox"/> 27K   2700K
<input type="checkbox"/> BL8-EM001	<input type="checkbox"/> NC   New Construction	<input type="checkbox"/> 12   12W/lamp	<input type="checkbox"/> 30K   3000K
LED Recessed Emergency Downlights (PoE) Ready		<input type="checkbox"/> 14   14W/lamp	<input type="checkbox"/> 35K   3500K
		<input type="checkbox"/> 15   12W/lamp	<input type="checkbox"/> 40K   4000K
		<input type="checkbox"/> 17   17W/lamp	<input type="checkbox"/> 50K   5000K
		<input type="checkbox"/> 20   20W/lamp	<input type="checkbox"/> 60K   6000K
		<input type="checkbox"/> PT   Power tunable	<input type="checkbox"/> 3CCT  (3000K-4000K-5000K)
Input Voltage	Dimmable	Luminous Flux	Finish
<input type="checkbox"/> 120   120V	<input type="checkbox"/> Triac   Triac dimming	<input type="checkbox"/> 780lm	<input type="checkbox"/> WH   White
<input type="checkbox"/> U   120V-277V	<input type="checkbox"/> 0-10V   0-10V dimming	<input type="checkbox"/> 936lm	<input type="checkbox"/> BK   Black
<input type="checkbox"/> PoE   24V (PoE Scheme)		<input type="checkbox"/> 1092lm	<input type="checkbox"/> SN   Satin Nickel
		<input type="checkbox"/> 1170lm	
		<input type="checkbox"/> 1326lm	
		<input type="checkbox"/> 1560lm	
Function	Cable	Light Source	Install Accessories
<input type="checkbox"/> Motion Sensor	<input type="checkbox"/> C4   FT4	<input type="checkbox"/> CREE	<input type="checkbox"/> Ceiling Tapper
<input type="checkbox"/> Emergency Back Up	<input type="checkbox"/> C6   FT6	<input type="checkbox"/> Citizen	<input type="checkbox"/> Ethernet Cable
	<input type="checkbox"/> CT5   Cat5	<input type="checkbox"/> Epistar	<input type="checkbox"/> RJ45 Connectors
	<input type="checkbox"/> CT6   Cat6	<input type="checkbox"/> Seoul	<input type="checkbox"/> RJ45 Crimp Tool Kit
		<input type="checkbox"/> Osram	

\*Other special requirements please confirm with our sales.

	<b>Liteharbor Lighting Technology Co., Ltd.</b>	TEL: +86-757-8180 8675	Website: <a href="http://www.liteharbor.com">www.liteharbor.com</a>
	New Industry Area Hecun Danzao Town	FAX: +86-757-8180 8685	Specifications subject to change w/o notice
	Nanhai Foshan City Guangdong China	E-mail: <a href="mailto:info@liteharbor.com">info@liteharbor.com</a>	Revision: July. 2022

## INSTALL ACCESSORIES


### Ethernet Cables Reference



Attribute	Cat 6	Cat 7	Cat 8
Frequency	250 MHz	600MHz	2000MHz
Transmission speed	1Gbps/10 Gbps	10 Gbps	25 Gbps/40 Gbps
Distance	100m	100m	30m
Number of Connectors in Channel	4	4	2
Cable Construction	UTP or Shielded	Shielded	Shielded
Distance	100m with 1Gbps/ 37-55m with 10Gbps	100m	30m
Connector Type	RJ45	RJ45	RJ45
AWG	24 AWG	30 AWG	26AWG


### RJ45 Connectors

Modular plug clear plastic easy to DIY ethernet cable when you need.



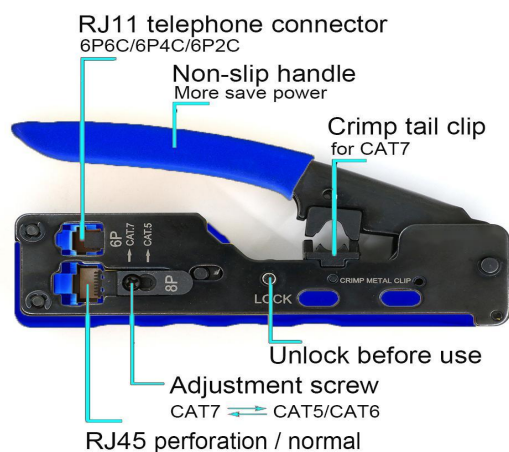
### Ceiling Tapper

Patented circular tooth tapper, Simple operation, the ceiling cut hole quickly.



### Crimp Tool Kit

All-in-one RJ11/RJ12/RJ45 Modular Tool, Pass-Through Wire Stripper Cutter Crimper for Cat5/5e Cat6/6a Cat7 Cat8 Modular Plugs Connectors with Dovetail Clip.



### Ethernet Cables

Cat 6/Cat 7/Cat 8 for option.



### PoE Switch

Not supplied by Liteharbor.



\*Other special requirements please contact with our sales.



**Liteharbor Lighting Technology Co., Ltd.**

New Industry Area Hecun Danzao Town  
Nanhai Foshan City Guangdong China

TEL: +86-757-8180 8687

FAX: +86-757-8180 8685

E-mail: [info@liteharbor.com](mailto:info@liteharbor.com)

Website: [www.liteharbor.com](http://www.liteharbor.com)

Specifications subject to change w/o notice

Revision: July. 2022