

SPECIFICATION SHEET

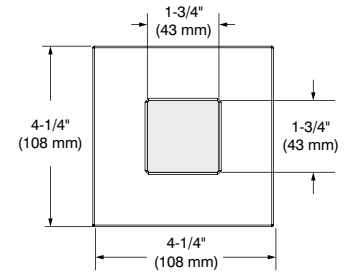
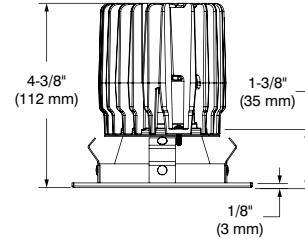
UR3H (DR3H)**3-1/2" Series****Square Shower Trim with Square Pinhole Aperture**

Project _____

Notes _____

Fixture Type _____

Date _____

UR3HF-1311 (illustrated)
(DR3HF-1311)

SPECIFICATIONS

LED MODULE

STANDARD (SOLID WHITE)

Lumileds Luxeon CoB 1203 GEN4

L₇₀ @ 50,000 hours of operation. 3-Step MacAdam ellipse (3 SDCM)

Color temperatures: 2,700K - 3,000K - 3,500K - 4,000K

CRI: 80+ (only 2,700K and 3,000K), 90+

Delivered Lumens: Performance 1 (10W) - 561 lumens @ 3,000K, 56 lm/W

Performance 2 (15W) - 731 lumens @ 3,000K, 49 lm/W

Performance 3 (24W) - 1,097 lumens @ 3,000K, 46 lm/W

Power supply (*determined by the choice of housing*): 120V, 277V or 120V/277V

Several driver models available in three performances (10W, 15W and 24W) offered in two dimming options:

ELV: 120V only 0-10V: 120V / 277V

Consult housing specification sheet for more details.

WARM DIMMING (WD)

LTF LED Module mimicking the halogen lamp dimming conditions by lowering color temperature from 3,050K at full intensity down to 1,800K at low-end while ensuring 90+ CRI throughout the whole process.

L₇₀ @ 50,000 hours of operation. 3-Step MacAdam ellipse (3 SDCM)

Color Temperature: 3,050K to 1,800K

CRI: 90+ (over the entire dimming range)

Delivered Lumens: Performance 1 (10W) - up to 350 lumens

Performance 2 (15W) - up to 460 lumens

Performance 3 (24W) - up to 625 lumens

Power supply (*determined by the choice of housing*): 120V, 277V or 120V/277V

Several driver models available in three performances (10W, 15W and 24W) offered in two dimming options:

ELV: 120V only 0-10V: 120V / 277V

Consult housing specification sheet for more details.

CEILING CUTOUT

ø 3-3/4" (95 mm)

CERTIFICATION

cULus **E343977** for wet locations

WARRANTY

1 year limited warranty on components against manufacturing defects

5-year limited warranty on LED arrays and drivers



Liteharbor Lighting Technology Co., Ltd.

New Industry Area Hecun Danzao Town
Nanhai Foshan City Guangdong ChinaTel.: +86-757- 81808688
Fax: +86-75781808685
info@liteharbor.com
liteharbor.com
liteharborfactory.com© 2021 Liteharbor Lighting Technology Co., Ltd.
All rights reserved

Liteharbor Lighting Technology Co., Ltd. reserves the right to make changes in specifications and/or to discontinue any product at any time without notice or sobligation and will not be liable for any consequences resulting from the use of this publication.

SPECIFICATION SHEET

UR3H (DR3H)

3-1/2" Series

Square Shower Trim with Square Pinhole Aperture

SPECIFICATIONS (CONT'D)

COMPATIBLE HOUSINGS

	Remodel Housings	New Construction Housings	IC Housings
Performance 1 10W Warm Dimming not compatible	IC Air Tight REUR3-120D1 REUR3-120E1 REUR3-277D1 REUR3-UV1	IC Air Tight NWUR3-120D1 NWUR3-120E1 NWUR3-277D1 NWUR3-UV1 Non-IC Air Tight Emergency Driver NWUR3-120D1-EM NWUR3-120E1-EM NWUR3-277D1-EM NWUR3-UV1-EM	IC Air Tight ISUR3-120D1 ISUR3-120E1 ISUR3-277D1 ISUR3-UV1 IC Air Tight Chicago Plenum and Polyurethane ISUR3-120D1P ISUR3-120E1P ISUR3-277D1P ISUR3-UV1P
Performance 2 15W MAX	Non-IC Air Tight REUR3-120D2 REUR3-120E2 REUR3-120EB2 REUR3-2772 REUR3-277D2 REUR3-UV2	Non-IC Air Tight NWUR3-120D2 NWUR3-120E2 NWUR3-120EB2 NWUR3-2772 NWUR3-277D2 NWUR3-UV2 Non-IC Air Tight Emergency Driver NWUR3-120D2-EM NWUR3-120E2-EM NWUR3-120EB2-EM NWUR3-2772-EM NWUR3-277D2-EM NWUR3-UV2-EM	IC Air Tight ISUR3-120D2 ISUR3-120E2 ISUR3-120EB2 ISUR3-2772 ISUR3-277D2 ISUR3-UV2 IC Air Tight Chicago Plenum ISUR3-120D2P ISUR3-120E2P ISUR3-120EB2P ISUR3-2772P ISUR3-277D2P ISUR3-UV2P
Performance 3 24W MAX	N/A	Non-IC Non-Air Tight NWUR3-UV3 Non-IC Non-Air Tight Emergency Driver NWUR3-UV3-EM	N/A

For dimming, please visit our Web site frequently to find our suggested compatible dimmers list:
www.contrastlighting.com

Contraste suggests ordering
EB2 (ELV (+Value)/15W), D2 (0-10V/15W)
 or
UV2 (ELV/0-10V/15W) and UV3 (ELV/0-10V/24W)
 dimming type and performance to use with Warm Dimming



Liteharbor Lighting Technology Co., Ltd.

 New Industry Area Hecun Danzao Town
 Nanhai Foshan City Guangdong China

 Tel.: +86-757- 81808688
 Fax: +86-75781808685
 info@liteharbor.com
 liteharbor.com
 liteharborfactory.com

 © 2021 Liteharbor Lighting Technology Co., Ltd.
 All rights reserved

Liteharbor Lighting Technology Co., Ltd. reserves the right to make changes in specifications and/or to discontinue any product at any time without notice or obligation and will not be liable for any consequences resulting from the use of this publication.

SPECIFICATION SHEET

UR3H (DR3H)

3-1/2" Series

Square Shower Trim with Square Pinhole Aperture

SPECIFICATIONS (CONT'D)

TRIM	Powder coat painted or plated die-formed steel. Double seals. Different finishes available: White (-01) , Brushed Chrome (-04BR) , Matte White (-11) , Brushed Nickel (-12BR) , Satin Nickel (-13) , Matte Black (-22) and Polar Grey (-25)						
REFLECTORS	PAINTED Natural Anodized Aluminum (AN) Matte White (11) Matte Black (22)						
HEAT SINK	High quality aluminum injected heat sink ensuring maximum heat dissipation.						
OPTIC SYSTEM	Optical reflectors and lenses available to customize your lighting. Choice of available lenses: Clear (C) Frosted (F) Optical reflectors available: Narrow Flood and Flood <table border="1" style="margin-left: auto; margin-right: auto;"> <thead> <tr> <th colspan="2" style="text-align: center;">Standard</th> </tr> </thead> <tbody> <tr> <td>Narrow Flood (L)</td> <td style="text-align: center;">32°</td> </tr> <tr> <td>Flood (L)</td> <td style="text-align: center;">48°</td> </tr> </tbody> </table> * Average beams shown. Consult .ies files on our Website for more details.	Standard		Narrow Flood (L)	32°	Flood (L)	48°
Standard							
Narrow Flood (L)	32°						
Flood (L)	48°						
ACCESSORIES	Goof Rings (see ordering code)						



Liteharbor Lighting Technology Co., Ltd.

New Industry Area Hecun Danzao Town
Nanhai Foshan City Guangdong ChinaTel.: +86-757- 81808688
Fax: +86-75781808685
info@liteharbor.com
liteharbor.com
liteharborfactory.com© 2021 Liteharbor Lighting Technology Co., Ltd.
All rights reserved

Liteharbor Lighting Technology Co., Ltd. reserves the right to make changes in specifications and/or to discontinue any product at any time without notice or obligation and will not be liable for any consequences resulting from the use of this publication.

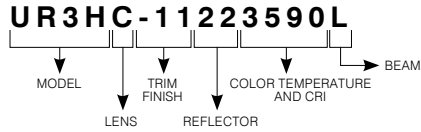
SPECIFICATION SHEET

UR3H (DR3H)

3-1/2" Series

Square Shower Trim with Square Pinhole Aperture

CODIFICATION EXAMPLE



Options in red may generate a longer production lead time.

ORDERING CODES

MODEL	LENSES	TRIM FINISHES	REFLECTOR FINISHES	COLOR TEMPERATURE AND CRI	BEAMS
UR3H (DR3H)	C Clear	-01 White	PAINTED	2780 2,700K (80+ CRI)	M Narrow Flood (32°)
	F Frosted	-04BR Brushed Chrome	AN Natural Anodized Aluminum	3080 3,000K (80+ CRI)	L Flood (48°)
		-11 Matte White	11 Matte White	2790 2,700K (90+ CRI)	
		-12BR Brushed Nickel	22 Matte Black	3090 3,000K (90+ CRI)	
		-22 Matte Black		3590 3,500K (90+ CRI)	
		-25 Polar Grey		4090 4,000K (90+ CRI)	
		-13 <i>Satin Nickel</i>		WD90 Warm Dimming 3,050K to 1,800K (90+ CRI)	
		<i>(-25 finish perfectly matches with AN reflector)</i>			

Compatible with 15W and 24W drivers only (EB2, D2, UV2 and UV3)

GOOF RINGS

Goof rings will help you fix larger than necessary or damaged ceiling cutouts.

Code: RS3-01 (white)

RS3-04BR (brushed chrome)

RS3-11 (matte white)

RS3-12BR (brushed nickel)

RS3-13 (satin nickel)

RS3-22 (matte black)

RS3-25 (polar grey)

Outside diameter: 5" (127 mm) x 5" (127 mm)

Inside diameter: \varnothing 3-11/16" (94 mm)



Liteharbor Lighting Technology Co., Ltd.

New Industry Area Hecun Danzao Town
Nanhai Foshan City Guangdong China

Tel.: +86-757- 81808688
Fax.: +86-75781808685
info@liteharbor.com
liteharbor.com
liteharborfactory.com

© 2021 Liteharbor Lighting Technology Co., Ltd.
All rights reserved

Liteharbor Lighting Technology Co., Ltd. reserves the right to make changes in specifications and/or to discontinue any product at any time without notice or obligation and will not be liable for any consequences resulting from the use of this publication.

SPECIFICATION SHEET

UR3H (DR3H)**3-1/2" Series****Square Shower Trim with Square Pinhole Aperture**

PHOTOMETRIC DATA



In order to obtain the accurate photometric data, multiply the lumens relative to your product selection by the applicable factor(s). Take note these factors also need to be implemented in the .ies files available on our website.

WITH PERFORMANCE 1 HOUSING (10W)

	Narrow Flood (32°)		Flood (48°)	
	lm	lm/W	lm	lm/W
2,700K with 80+ CRI	548 lm	55 lm/W	548 lm	55 lm/W
3,000K with 80+ CRI	561 lm	56 lm/W	561 lm	56 lm/W

2,700K with 90+ CRI	455 lm	46 lm/W	455 lm	46 lm/W
3,000K with 90+ CRI	470 lm	47 lm/W	470 lm	47 lm/W
3,500K with 90+ CRI	497 lm	50 lm/W	497 lm	50 lm/W
4,000K with 90+ CRI	510 lm	51 lm/W	510 lm	51 lm/W
Warm Dimming with 90+ CRI	350 lm	35 lm/W	350 lm	35 lm/W

Performance 1 Housings Factors		Lens Factors		Reflector Factors			
XXUR-120E1	0.90	C	1	11	1	AN	0.99
XXUR-120D1 or XXUR-277D1	1	F	0.69	22	0.97		

WITH PERFORMANCE 2 HOUSING (15W)

	Narrow Flood (32°)		Flood (48°)	
	lm	lm/W	lm	lm/W
2,700K with 80+ CRI	714 lm	48 lm/W	714 lm	48 lm/W
3,000K with 80+ CRI	731 lm	49 lm/W	731 lm	49 lm/W

2,700K with 90+ CRI	593 lm	40 lm/W	593 lm	40 lm/W
3,000K with 90+ CRI	612 lm	41 lm/W	612 lm	41 lm/W
3,500K with 90+ CRI	647 lm	43 lm/W	647 lm	43 lm/W
4,000K with 90+ CRI	664 lm	44 lm/W	664 lm	44 lm/W
Warm Dimming with 90+ CRI	460 lm	31 lm/W	460 lm	31 lm/W

Performance 2 Housings Factors		Lens Factors		Reflector Factors			
XXUR-120E2	0.95	C	1	11	1	AN	0.99
XXUR-120EB2, XXUR-120D2, XXUR-2772 or XXUR-277D2	1	F	0.69	22	0.97		



Liteharbor Lighting Technology Co., Ltd.

New Industry Area Hecun Danzao Town
Nanhai Foshan City Guangdong China

Tel.: +86-757- 81808688
Fax.: +86-75781808685
info@liteharbor.com
liteharbor.com
liteharborfactory.com

© 2021 Liteharbor Lighting Technology Co., Ltd.
All rights reserved

Liteharbor Lighting Technology Co., Ltd. reserves the right to make changes in specifications and/or to discontinue any product at any time without notice or obligation and will not be liable for any consequences resulting from the use of this publication.

SPECIFICATION SHEET

UR3H (DR3H)

3-1/2" Series

Square Shower Trim with Square Pinhole Aperture

PHOTOMETRIC DATA



WITH PERFORMANCE 3 HOUSING (24W)

	Narrow Flood (32°)		Flood (48°)	
2,700K with 80+ CRI	1,071 lm	45 lm/W	1,071 lm	45 lm/W
3,000K with 80+ CRI	1,097 lm	46 lm/W	1,097 lm	46 lm/W

2,700K with 90+ CRI	889 lm	37 lm/W	889 lm	37 lm/W
3,000K with 90+ CRI	919 lm	38 lm/W	919 lm	38 lm/W
3,500K with 90+ CRI	970 lm	40 lm/W	970 lm	40 lm/W
4,000K with 90+ CRI	996 lm	42 lm/W	996 lm	42 lm/W
Warm Dimming with 90+ CRI	625 lm	26 lm/W	625 lm	26 lm/W

Lens Factors		Reflector Factors			
C	1	11	1	AN	0.99
F	0.69	22	0.97		



Liteharbor Lighting Technology Co., Ltd.

New Industry Area Hecun Danzao Town
Nanhai Foshan City Guangdong ChinaTel.: +86-757- 81808688
Fax.: +86-75781808685
info@liteharbor.com
liteharbor.com
liteharborfactory.com© 2021 Liteharbor Lighting Technology Co., Ltd.
All rights reserved

Liteharbor Lighting Technology Co., Ltd. reserves the right to make changes in specifications and/or to discontinue any product at any time without notice or obligation and will not be liable for any consequences resulting from the use of this publication.

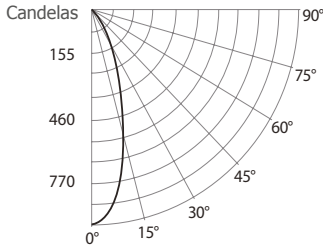
SPECIFICATION SHEET

UR3H (DR3H)

3-1/2" Series

Square Shower Trim with Square Pinhole Aperture

PHOTOMETRIC DATA

**3,000K, 90+ CRI, Narrow Flood, Performance 1 — WITH FROSTED LENS****CANDLEPOWER DISTRIBUTION****LIGHT CONE**

Distance	FC	DIA
06'	25.4	3.5'
08'	14.3	4.7'
10'	9.1	5.9'
12'	6.4	7.1'
14'	4.7	8.3'
16'	3.6	9.5'

Beam: 32.9°
Beam Edge defined as 50%
of Maximum Nadir Candle-power.

LUMINAIRE

Performance 1 LED	3,000K Narrow Flood	
CBCP / Lumens	914 /	331.6
Watts	120V	277V
	10W	10.5W
Operating AMPS	0.08A	0.038A
Lumen Maintenance	L70 @ 50,000 Hrs	
CRI	90+	
Lumens/Watt	33.2	
Spacing Criteria	0.56	

COEFFICIENT OF UTILIZATION - %

Ceiling Reflect %	80		50		30		
Wall Reflect %	50	30	50	30	50	30	
RCR	0	119	119	111	111	106	106
	2	106	103	102	99	99	97
	4	96	92	93	90	91	88
	6	88	83	86	82	85	81
	8	81	76	80	76	79	75
	10	75	71	74	70	73	70

Zonal Cavity Method

Effective Floor Cavity Reflectance 20%

ZONAL LUMEN SUMMARY

ZONE	LUMENS	%LUMINAIRE
0-30	306.0	92.3%
0-40	329.1	99.2%
0-60	331.6	100%
60-90	0	0%
0-90	331.6	100%

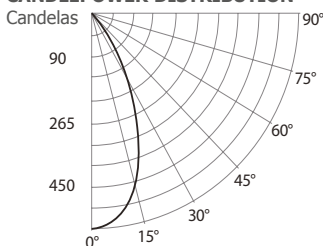
MULTIPLE UNIT DATA - (RCR 2)

SPACING ON CENTER	INITIAL FOOTCANDLES	WATTS/SQ. FT.
5'	16	0.44
6'	13	0.34
7'	9	0.25
8'	6	0.17
9'	6	0.17

38' x 38' x 10' Room. Workplan located 2-1/2' (30").
Reflectance factor 80%/50%/30%

CANDELAS DISTRIBUTION

DEGREES/VERTICAL	CANDELAS
0	914
15	511
30	98
45	2
60	0
75	0
90	0

3,000K, 90+ CRI, Flood, Performance 1 — WITH FROSTED LENS**CANDLEPOWER DISTRIBUTION****LIGHT CONE**

Distance	FC	DIA
06'	14.6	5.4'
08'	8.2	7.2'
10'	5.3	9.0'
12'	3.7	10.8'
14'	2.7	12.6'
16'	2.1	14.4'

Beam: 48.4°
Beam Edge defined as 50%
of Maximum Nadir Candle-power.

LUMINAIRE

Performance 1 LED	3,000K Flood	
CBCP / Lumens	527 /	332.9
Watts	120V	277V
	10W	10.5W
Operating AMPS	0.08A	0.038A
Lumen Maintenance	L70 @ 50,000 Hrs	
CRI	90+	
Lumens/Watt	33.3	
Spacing Criteria	0.82	

COEFFICIENT OF UTILIZATION - %

Ceiling Reflect %	80		50		30		
Wall Reflect %	50	30	50	30	50	30	
RCR	0	119	119	111	111	106	106
	2	105	101	100	97	97	94
	4	93	88	89	85	87	84
	6	83	77	81	76	79	75
	8	75	69	73	68	72	68
	10	68	62	66	62	66	61

Zonal Cavity Method

Effective Floor Cavity Reflectance 20%

ZONAL LUMEN SUMMARY

ZONE	LUMENS	%LUMINAIRE
0-30	273.7	82.2%
0-40	320.9	96.4%
0-60	332.4	99.9%
60-90	0.5	0.1%
0-90	332.9	100%

MULTIPLE UNIT DATA - (RCR 2)

SPACING ON CENTER	INITIAL FOOTCANDLES	WATTS/SQ. FT.
5'	16	0.44
6'	12	0.34
7'	9	0.25
8'	6	0.17
9'	6	0.17

38' x 38' x 10' Room. Workplan located 2-1/2' (30").
Reflectance factor 80%/50%/30%

CANDELAS DISTRIBUTION

DEGREES/VERTICAL	CANDELAS
0	527
15	417
30	146
45	12
60	1
75	0
90	0



Liteharbor Lighting Technology Co., Ltd.

New Industry Area Hecun Danzao Town
Nanhai Foshan City Guangdong China

Tel.: +86-757- 81808688
Fax: +86-75781808685
info@liteharbor.com
liteharbor.com
liteharborfactory.com

© 2021 Liteharbor Lighting Technology Co., Ltd.
All rights reserved

Liteharbor Lighting Technology Co., Ltd. reserves the right to make changes in specifications and/or to discontinue any product at any time without notice or sobligation and will not be liable for any consequences resulting from the use of this publication.

UR3H (DR3H)

3-1/2" Series

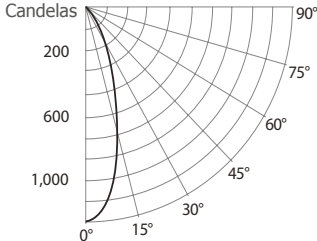
Square Shower Trim with Square Pinhole Aperture

PHOTOMETRIC DATA



3,000K, 90+ CRI, Narrow Flood, Performance 2 — WITH FROSTED LENS

CANDLEPOWER DISTRIBUTION



LIGHT CONE

Distance	FC	DIA
06'	33.1	3.5'
08'	18.6	4.7'
10'	11.9	5.9'
12'	8.3	7.1'
14'	6.1	8.3'
16'	4.7	9.5'

Beam: 32.9°
Beam Edge defined as 50% of Maximum Nadir Candle-power.

LUMINAIRE

Performance 2 LED	3,000K	Narrow Flood
CBCP / Lumens	1,191	/ 432.4
Watts	120V	277V
	15W	15.5W
Operating AMPS	0.12A	0.055A
Lumen Maintenance	L70 @ 50,000 Hrs	
CRI	90+	
Lumens/Watt	28.8	
Spacing Criteria	0.56	

COEFFICIENT OF UTILIZATION - %

Ceiling Reflect %	80		50		30		
Wall Reflect %	50	30	50	30	50	30	
RCR	0	119	119	111	111	106	106
	2	106	103	102	99	99	97
	4	96	92	93	90	91	88
	6	88	83	86	82	85	81
	8	81	76	80	76	79	75
	10	75	71	74	70	73	70

Zonal Cavity Method
Effective Floor Cavity Reflectance 20%

ZONAL LUMEN SUMMARY

ZONE	LUMENS	%LUMINAIRE
0-30	398.9	92.2%
0-40	429.0	99.2%
0-60	432.4	100%
60-90	0	0%
0-90	432.4	100%

MULTIPLE UNIT DATA - (RCR 2)

SPACING ON CENTER	INITIAL FOOTCANDLES	WATTS/SQ. FT.
5'	21	0.66
6'	16	0.51
7'	12	0.37
8'	8	0.26
9'	8	0.26

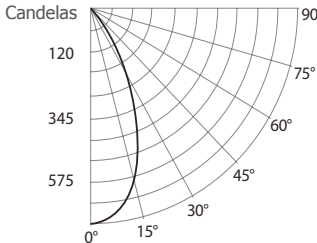
38' x 38' x 10' Room. Workplan located 2-1/2' (30").
Reflectance factor 80%/50%/30%

CANDELAS DISTRIBUTION

DEGREES/VERTICAL	CANDELAS
0	1,191
15	666
30	128
45	3
60	0
75	0
90	0

3,000K, 90+ CRI, Flood, Performance 2 — WITH FROSTED LENS

CANDLEPOWER DISTRIBUTION



LIGHT CONE

Distance	FC	DIA
06'	19.1	5.4'
08'	10.7	7.2'
10'	6.9	9.0'
12'	4.8	10.8'
14'	3.5	12.6'
16'	2.7	14.4'

Beam: 48.4°
Beam Edge defined as 50% of Maximum Nadir Candle-power.

LUMINAIRE

Performance 2 LED	3,000K	Flood
CBCP / Lumens	687	/ 432.8
Watts	120V	277V
	15W	15.5W
Operating AMPS	0.12A	0.055A
Lumen Maintenance	L70 @ 50,000 Hrs	
CRI	90+	
Lumens/Watt	28.9	
Spacing Criteria	0.82	

COEFFICIENT OF UTILIZATION - %

Ceiling Reflect %	80		50		30		
Wall Reflect %	50	30	50	30	50	30	
RCR	0	119	119	111	111	106	106
	2	105	101	100	97	97	94
	4	93	88	89	85	88	84
	6	83	77	81	76	79	75
	8	75	69	73	68	72	68
	10	68	62	67	62	66	62

Zonal Cavity Method
Effective Floor Cavity Reflectance 20%

ZONAL LUMEN SUMMARY

ZONE	LUMENS	%LUMINAIRE
0-30	356.3	82.3%
0-40	417.6	96.5%
0-60	432.3	99.9%
60-90	0.5	0.1%
0-90	432.8	100%

MULTIPLE UNIT DATA - (RCR 2)

SPACING ON CENTER	INITIAL FOOTCANDLES	WATTS/SQ. FT.
5'	21	0.66
6'	16	0.51
7'	12	0.37
8'	8	0.26
9'	8	0.26

38' x 38' x 10' Room. Workplan located 2-1/2' (30").
Reflectance factor 80%/50%/30%

CANDELAS DISTRIBUTION

DEGREES/VERTICAL	CANDELAS
0	687
15	543
30	190
45	15
60	1
75	0
90	0



Liteharbor Lighting Technology Co., Ltd.

New Industry Area Hecun Danzao Town
Nanhai Foshan City Guangdong China

Tel.: +86-757- 81808688
Fax.: +86-75781808685
info@liteharbor.com
liteharbor.com
liteharborfactory.com

© 2021 Liteharbor Lighting Technology Co., Ltd.
All rights reserved

Liteharbor Lighting Technology Co., Ltd. reserves the right to make changes in specifications and/or to discontinue any product at any time without notice or obligation and will not be liable for any consequences resulting from the use of this publication.

UR3H (DR3H)

3-1/2" Series

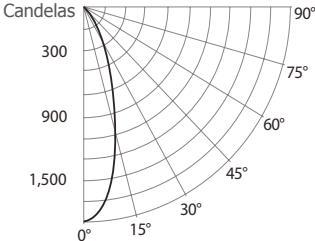
Square Shower Trim with Square Pinhole Aperture

PHOTOMETRIC DATA



3,000K, 90+ CRI, Narrow Flood, Performance 3 — WITH FROSTED LENS

CANDLEPOWER DISTRIBUTION



LIGHT CONE

Distance	FC	DIA
06'	49.6	3.5'
08'	27.9	4.7'
10'	17.8	5.9'
12'	12.4	7.1'
14'	9.1	8.3'
16'	6.9	9.5'

Beam: 32.9°
Beam Edge defined as 50% of Maximum Nadir Candle-power.

LUMINAIRE

Performance 3 LED	3,000K	Narrow Flood
CBCP / Lumens	1,784	/ 647.7
Watts	120V	277V
	24W	24.5W
Operating AMPS	0.20A	0.088A
Lumen Maintenance	L70 @ 50,000 Hrs	
CRI	90+	
Lumens/Watt	26.9	
Spacing Criteria	0.56	

COEFFICIENT OF UTILIZATION - %

Ceiling Reflect %	80			50			30		
Wall Reflect %	50	30	50	30	50	30	50	30	
RCR	0	119	119	111	111	106	106	106	
	2	106	103	102	99	99	97	97	
	4	96	92	93	90	91	88	88	
	6	88	83	86	82	85	81	81	
	8	81	76	80	76	79	75	75	
	10	75	71	74	70	73	70	70	

Zonal Cavity Method
Effective Floor Cavity Reflectance 20%

ZONAL LUMEN SUMMARY

ZONE	LUMENS	%LUMINAIRE
0-30	597.5	92.2%
0-40	642.7	99.2%
0-60	647.7	100%
60-90	0	0%
0-90	647.7	100%

MULTIPLE UNIT DATA - (RCR 2)

SPACING ON CENTER	INITIAL FOOTCANDLES	WATTS/SQ. FT.
5'	32	1.06
6'	25	0.81
7'	18	0.60
8'	13	0.42
9'	13	0.42

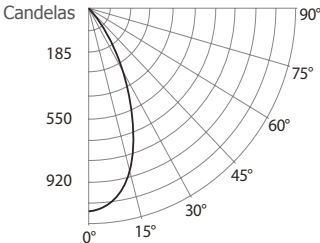
38' x 38' x 10' Room. Workplan located 2-1/2' (30").
Reflectance factor 80%/50%/30%

CANDELAS DISTRIBUTION

DEGREES/VERTICAL	CANDELAS
0	1,784
15	998
30	191
45	4
60	0
75	0
90	0

3,000K, 90+ CRI, Flood, Performance 3 — WITH FROSTED LENS

CANDLEPOWER DISTRIBUTION



LIGHT CONE

Distance	FC	DIA
06'	28.6	5.4'
08'	16.1	7.2'
10'	10.3	9.0'
12'	7.2	10.8'
14'	5.3	12.6'
16'	4.0	14.4'

Beam: 48.4°
Beam Edge defined as 50% of Maximum Nadir Candle-power.

LUMINAIRE

Performance 3 LED	3,000K	Flood
CBCP/ Lumens	1,030	/ 649.1
Watts	120V	277V
	24W	24.5W
Operating AMPS	0.20A	0.088A
Lumen Maintenance	L70 @ 50,000 Hrs	
CRI	90+	
Lumens/Watt	27	
Spacing Criteria	0.82	

COEFFICIENT OF UTILIZATION - %

Ceiling Reflect %	80			50			30		
Wall Reflect %	50	30	50	30	50	30	50	30	
RCR	0	119	119	111	111	106	106	106	
	2	105	101	100	97	97	94	94	
	4	93	88	89	85	88	84	84	
	6	83	77	81	76	79	75	75	
	8	75	69	73	68	72	68	68	
	10	68	62	67	62	66	62	62	

Zonal Cavity Method
Effective Floor Cavity Reflectance 20%

ZONAL LUMEN SUMMARY

ZONE	LUMENS	%LUMINAIRE
0-30	534.4	82.3%
0-40	626.5	96.5%
0-60	648.4	99.9%
60-90	0.7	0.1%
0-90	649.1	100%

MULTIPLE UNIT DATA - (RCR 2)

SPACING ON CENTER	INITIAL FOOTCANDLES	WATTS/SQ. FT.
5'	32	1.06
6'	24	0.81
7'	18	0.60
8'	12	0.42
9'	12	0.42

38' x 38' x 10' Room. Workplan located 2-1/2' (30").
Reflectance factor 80%/50%/30%

CANDELAS DISTRIBUTION

DEGREES/VERTICAL	CANDELAS
0	1,030
15	815
30	285
45	23
60	2
75	0
90	0



Liteharbor Lighting Technology Co., Ltd.

New Industry Area Hecun Danzao Town
Nanhai Foshan City Guangdong China

Tel.: +86-757- 81808688
Fax: +86-75781808685
info@liteharbor.com
liteharbor.com
liteharborfactory.com

© 2021 Liteharbor Lighting Technology Co., Ltd.
All rights reserved

Liteharbor Lighting Technology Co., Ltd. reserves the right to make changes in specifications and/or to discontinue any product at any time without notice or obligation and will not be liable for any consequences resulting from the use of this publication.