



BL4-401A & BL4-S401 4" POE Lighting Ceiling LED Dome Light

Catalog #		Prepared by	LiteHarbor
Project		Date	
Notes			



Round



Square

DESCRIPTION

Liteharbor Interior Dome Lights are designed to reduce targeting and improve design for better quality light. Gentle light comes out after reflected through reflector, to achieve soft lighting without seeing the light source, replaced direct lighting, like a moon hanging on the ceiling. Lights are available with LED Lighting technology and offer a stylish sleek appearance.

FEATURES

- PoE scheme or LED quick connector provided.
- Die cast aluminum body material with good heat dissipation.
- Higher reflection rate Reflector with nano powder sprayed on surface
- New construction is optional, no housing required
- Can be installed in 0.5 "to 1.25" thick ceilings
- Robust, durable and lightweight.
- 3CCT/5CCT range changeablen, convenient inventory and cost savings.
- Connection: RJ45 Adaptor suitable for CAT6/CAT7/CAT8 cables
- Easy to install to suspended ceiling grids
- Flicker free stable dimming, can be compatible with multi brand dimmers
- Anti-glare

LISTING/WARRANTY

- ETL to US and Canadian standards for damp location W/Feed through.
- 3 Year Limited Warranty.



Power over Ethernet



Damp Location



Color Temperature



Dim To Warm



IC Rated



RGBW



3 Year Limited Warranty



ETL Certificate

APPLICATIONS

- Hospitality
- Hotels
- Offices
- Kitchens
- Indoor residential
- Shopping mall stores
- Retail
- Museum
- Commercial

POE SOLUTION

Liteharbor PoE solution with single/double ethernet interface "One in" or "One in One out" design. It's provides RJ45 wiring system suitable for CAT5, CAT6, CAT7, CAT8 Ethernet Cable with UL listed . PoE technology sends 10/45 Gbps of data and 30W, 60W up to 90W of power budget to devices over Cat7 and Cat8 Ethernet cables for a maximum distance of 100m.

*Other special requirements please confirm with our sales.



Liteharbor Lighting Technology Co., Ltd.
New Industry Area Hecun Danzao Town
Nanhai Foshan City Guangdong China

TEL: +86-757-8180 8675
FAX: +86-757-8180 8685
E-mail: info@liteharbor.com

Website: www.liteharbor.com
Specifications subject to change w/o notice
Revision: Aug. 2022



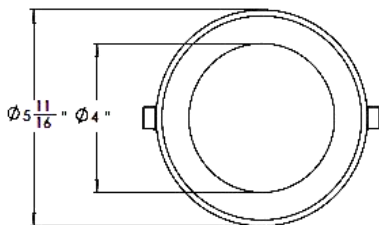
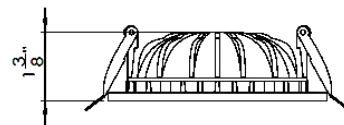
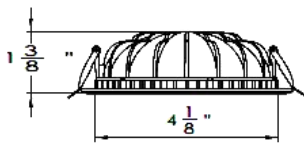
PANEL LIGHT

SPECIFICATION

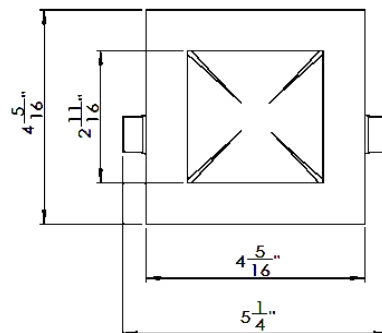
DESCRIPTION	BL4-401A	BL4-S401A	BL6-401A	BL6-S401A
Wattage	8W		14W	
Luminous Flux	800lm		1400lm	
Lumens / Watt	100lm/w		100lm/w	
CRI	90+		90+	
Colour Temperature	3000K, 4000K, 6500K/3CCT/5CCT/RGBW		3000K, 4000K, 6500K/3CCT/5CCT/RGBW	
Driver Input	DC 24V		DC 24V	
Dimming	RGB+W / Tunable White		RGB+W / Tunable White	
Location	Insulated Ceiling & Damp Locations		Insulated Ceiling & Damp Locations	
Finish	White,Black		White,Black	
Wire	Cat5/Cat6		Cat5/Cat6	
Working Temperature	-20°C to +50°C		-20°C to +50°C	
Working Humidity	10% – 70%		10% – 70%	
IP Rating	20		20	
UGR	<18		<18	
Beam Angle	120°		120°	
THD	<20%		<20%	
Installation	Recessed Ceiling Mount		Recessed Ceiling Mount	
Lifespan	50,000 Hours at 70% Light Output		50,000 Hours at 70% Light Output	
Executive Standard	ETL		ETL	
Warranty	3 Year Limited for Fixture & Driver		3 Year Limited for Fixture & Driver	



DIMENSINS



Round



Square

*Other special requirements please confirm with our sales.



Liteharbor Lighting Technology Co., Ltd.
 New Industry Area Hecun Danzao Town
 Nanhai Foshan City Guangdong China

TEL: +86-757-8180 8675
 FAX: +86-757-8180 8685
 E-mail: info@liteharbor.com

Website: www.liteharbor.com
 Specifications subject to change w/o notice
 Revision: Aug. 2022

TOP POE BENEFITS INCLUDE

- ◆ Further Cost Savings
- ◆ Easy, Low-Voltage Installation
- ◆ Helps future-proof buildings
- ◆ Enhanced Flexibility and Control
- ◆ Enables software control integration
- ◆ Social Benefits
- ◆ Robust, Secure and Reliable

ADVANTAGES OF POE

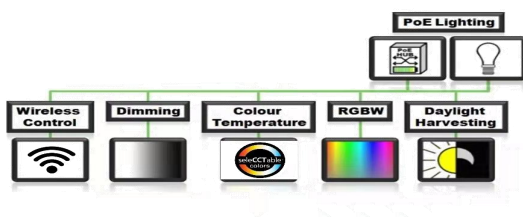
The primary advantage of power over ethernet is the delivery of data and power over one Cat5 or Cat6 ethernet cable.

Remote installation generally costs less than optical fiber and does not require a qualified electrician, saving building owners valuable time and labor costs.

One of the biggest advantages of PoE technology is cost savings.

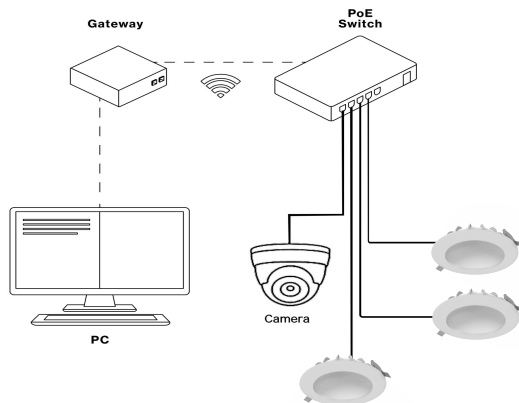
PoE installation is cheaper than traditional electrical work, operating costs are lower over the course of the PoE lifetime and data can inform further decisions to save costs — all without sacrificing lighting quality for occupants.

POWER OVER ETHERNET LIGHTING



POE SOLUTION


The wiring diagram




*Other special requirements please confirm with our sales.

WHY USE POE LIGHTING

PoE lighting reduces power, material, labor and maintenance.



70% Cost Saving



PANEL LIGHT

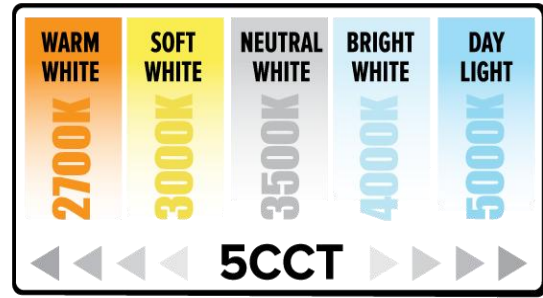



Liteharbor Lighting Technology Co., Ltd.
 New Industry Area Hecun Danzao Town
 Nanhai Foshan City Guangdong China

TEL: +86-757-8180 8675
 FAX: +86-757-8180 8685
 E-mail: info@liteharbor.com

Website: www.liteharbor.com
 Specifications subject to change w/o notice
 Revision: Aug. 2022

COLOR TEMPERATURE



Handheld remote controller



Wall typeremote controller


ORDERING GUIDE

Mars light Series	Shape	Wattage	Color Temperature	0
<input type="checkbox"/> BL4-401A	<input type="checkbox"/> R Round	<input type="checkbox"/> 8 8W/lamp	<input type="checkbox"/> 30K 3000K	
<input type="checkbox"/> BL4-S401A	<input type="checkbox"/> S Square	<input type="checkbox"/> 14 14W/lamp	<input type="checkbox"/> 40K 4000K	
<input type="checkbox"/> BL6-401A			<input type="checkbox"/> 50K 5000K	
<input type="checkbox"/> BL6-S401A			<input type="checkbox"/> 65K 6500K	
			<input type="checkbox"/> 3CCT 30K,40K,50K	
			<input type="checkbox"/> 5CCT 30K,35K,40K,45K,50K	
			<input type="checkbox"/> RGBW	

Input Voltage	Dimmable	Luminous Flux	Finish
<input type="checkbox"/> PoE 24V (PoE Scheme)	<input type="checkbox"/> Triac Triac dimming	<input type="checkbox"/> 800lm	<input type="checkbox"/> WH White
	<input type="checkbox"/> DW Dim to Warm	<input type="checkbox"/> 1400lm	<input type="checkbox"/> BK Black
	<input type="checkbox"/> TW Tunable White		

Cable	CRI	Light Source	Install Accessories
<input type="checkbox"/> CT5 Cat5	<input type="checkbox"/> 80 80+	<input type="checkbox"/> CREE	<input type="checkbox"/> Ceiling Tapper
<input type="checkbox"/> CT6 Cat8	<input type="checkbox"/> 90 90+	<input type="checkbox"/> Citizen	<input type="checkbox"/> Ethernet Cable
		<input type="checkbox"/> Epistar	<input type="checkbox"/> RJ45 Connectors
		<input type="checkbox"/> Seoul	<input type="checkbox"/> RJ45 Crimp Tool Kit
		<input type="checkbox"/> Osram	

*Other special requirements please confirm with our sales.

 Liteharbor Lighting Technology Co., Ltd. New Industry Area Hecun Danzao Town Nanhai Foshan City Guangdong China	TEL: +86-757-8180 8675	Website: www.liteharbor.com
	FAX: +86-757-8180 8685	Specifications subject to change w/o notice
	E-mail: info@liteharbor.com	Revision: Aug. 2022

INSTALL ACCESSORIES


Ethernet Cables Reference



Attribute	Cat 6	Cat 7	Cat 8
Frequency	250 MHz	600MHz	2000MHz
Transmission speed	1 Gbps/10 Gbps	10 Gbps	25 Gbps/40 Gbps
Distance	100m	100m	30m
Number of Connectors in Channel	4	4	2
Cable Construction	UTP or Shielded	Shielded	Shielded
Connector Type	RJ45	RJ45	RJ45
AWG	24 AWG	30 AWG	26AWG


RJ45 Connectors

Modular plug clear plastic easy to DIY ethernet cable when you need.



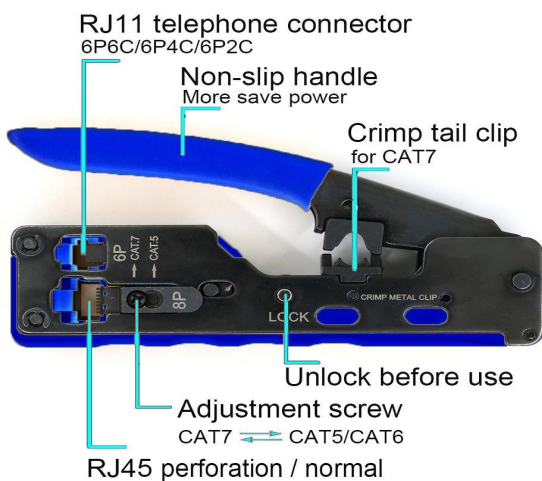
Ceiling Tapper

Patented circular tooth tapper, Simple operation, the ceiling cut hole quickly.



Crimp Tool Kit

All-in-one RJ11/RJ12/RJ45 Modular Tool, Pass-Through Wire Stripper Cutter Crimper for Cat5/5e Cat6/6a Cat7 Cat8 Modular Plugs Connectors with Dovetail Clip.



Ethernet Cables

Cat 6/Cat 7/Cat 8 for option.



PoE Switch

Not supplied by Liteharbor.



*Other special requirements please contact with our sales.



Liteharbor Lighting Technology Co., Ltd.

New Industry Area Hecun Danzao Town
 Nanhai Foshan City Guangdong China

TEL: +86-757-8180 8687

FAX: +86-757-8180 8685

E-mail: info@liteharbor.com

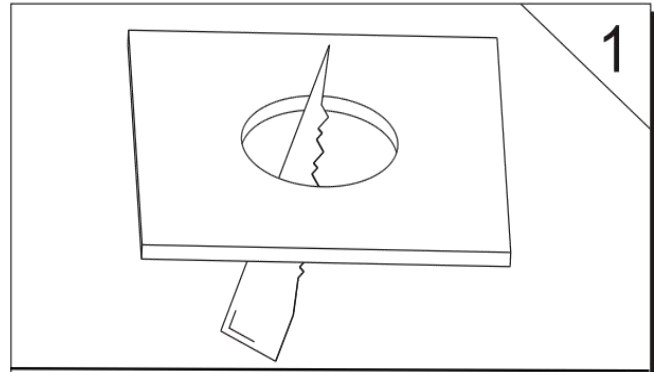
Website: www.liteharbor.com

Specifications subject to change w/o notice

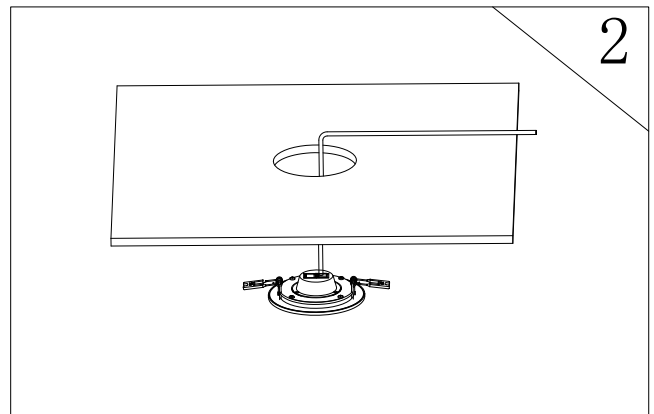
Revision: Aug. 2022

BLX-X401A INSTALLATION INSTRUCTIONS

Determine the location for installation and cut ceiling hole in accordance with cut-hole dimensions. Refer to Hole Diameter table for appropriate sizes. (Fig. 1)



Insert RJ45 cable. Push spring-loaded clips on the fixture upwards and insert fixture base in to the mounting hole. Release the clips and fixture will be pulled flush to the ceiling. (Fig. 2)



*Other special requirements please contact with our sales.



Liteharbor Lighting Technology Co., Ltd.

New Industry Area Hecun Danzao Town
Nanhai Foshan City Guangdong China

TEL: +86-757-8180 8687

FAX: +86-757-8180 8685

E-mail: info@liteharbor.com

Website: www.liteharbor.com

Specifications subject to change w/o notice

Revision: Aug. 2022