

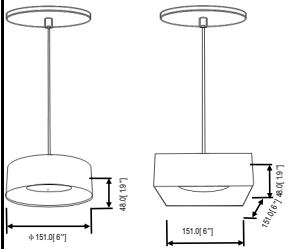
SHADE AIM

BL6-FM4-SAP 6" LED Pendant Light Commercial Lighting

Project:
Location:
Qty:
Notes:



The Shade Aim redefines pendant with decorative reveal; glow or non-glow options. Packed with technical breakthroughs. In addition, it's more versatile because it can fit more applications, even those with limited plenum space. The Shade Aim delivers Multiple canopy options enable various driver offerings and conduit installations while maintaining premier aesthetics. It's extraordinarily efficient, and easy to install and maintain.



FEATURES & BENEFITS

EYE-CARING&ECO-FRIENDLY: Flame retardant Material, safe, green, durable, no mercury, and hazardous substance contained, our ceiling light by adopting a milk white housing and qualified LEDs, giving off uniform and bright light without flickering, keeping your eyes free from harsh and glare lights. CCT: 3CCT selection, 3000K, 4000K and 5000K 5CCT selection, 2700K, 3000K, 3500K, 4000K, 5000K convenient inventory and cost savings.

WIDE APPLICATION: Great for Stairwell, Stores, Shop, Office, Home, Living Room, Bathroom, Laundry room, Garage, Utility room, Hallway, Basement.

EASY TO INSTALL: Our ceiling light fixture can be mounted on the ceiling directly, no need drilling a big hole for installation, fits for 150-161 sq.ft space.

MOUNTING: 3 mounting option for 4" and 6" POE compatible: Integrates with Power over Ethernet lighting systems via standard, low-voltage wires.

BODY

Durable airtight aluminum body with Anodized aluminum with satin finishing. Black and white color options with elegant design. Available in a variety of color/finish combinations.

LED DRIVER

Built-in on board driver with 120V AC, 120-277V AC input, 50/60 Hz, triac dimming and 0-10V dimming, constant voltage and constant current mode.

The power has UL listed, can be applied to a variety of applications.

Quick Connect push-in terminals. "Quick connect" push-in terminals for fast and easy wiring.

DIMMING

100%-10% dimming capability. The compatible with industry standard forward/reverse phase dimmers, TRIAC / ELV dimmers and 0-10V Dimmers.

LED LIGHT SOURCE

Optional branded COB LED chips
10W, 15W, 18W, 20W, 24W, 30W
1000 1500 1800 2000 2400 3000 Lumens
2700K, 3000K, 3500K, 4000K and 5000K at 90+ CRI
Dimmable options: Tunable White/ Dim to Warm
LED mounted to die-cast / extruded aluminum heat sink w/active cooling
50,000 hours average rated life at 70% output

BEAM SPREAD

The fixture lens provides 100°.

MOUNTING

With the option of cord, fixed or swivel stem, or surface mounting, the cylinders adapt to shallow, sloped, or high ceilings and ambient or focused applications.

ENVIRONMENT

Suitable for Damp locations.
Fire-rated when used in a fire-rated octagon box
Indoor/Outdoor rated.

COMPATIBLE RECESSED HOUSINGS

AX-LIA series
Prisa series


LISTING & WARRANTY

ETL listed to US and Canada standards for wet locations.
5-year limited warranty.

SPECIFICATION

Applications	Surface-mount Downlight, Pendant
Size	6"
Wattage	15W
Color Temperature (K)	2700K, 3000K, 3500K, 4000K, 5000K, 6000K, 3CCT, 5CCT, Warm Dim, Tunable White
Lumens (lm)	Up to 1500lm
Lumens per Watt	Up to 100lm/W
Beam Angle	100°
CRI	90+ CRI, < 3-step SDCM
Driver Input	120V AC, 120V-277V 50/60 Hz
Dimming	TRIAC / ELV or 0-10V
Approved Location	Insulated Ceiling, Damp Locations
Air Tight	Yes
Shape	Round and Square
Finish	White, Black, Satin Nickel
Projected Life	70% Light Output at 50,000 Hours
Certification	cETLus,
Warranty	5 Year

MOUNTING OPTIONS



J-BOX

4", 6" CAN


Pendant

SERIES

Size	4"	6"	9"	12"	16"	24"
Wattage	10W	15W	18W	20W	24W	30W
Lumens	1000lm	1500lm	1800lm	2000lm	2400lm	3000lm
Mounting	Surface Retrofit Kit Pendant	Surface Retrofit Kit Pendant	Surface Pendant	Surface Pendant	Surface Pendant	Surface Pendant

CCT Color Temperature	Dim To Warm	Airtight
Damp Location	5 Year Limited Warranty	ETLus ETL Certificate

CANOPY OPTIONS AND USAGE



*Other special requirements please confirm with our sales.

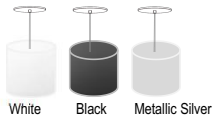


Litcharbor Lighting Technology Co., Ltd.
New Industry Area Hecun Danzao Town
Nanhai Foshan City Guangdong China


TEL: +86-757-8180 8675
FAX: +86-757-8180 8685
E-mail: info@litcharbor.com

Website: www.litcharbor.com
Specifications subject to change w/o notice
Revision: Jan. 2023

TRIM COLORS



BAFFLE COLORS

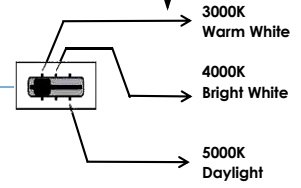


Semi-Specular White

COLORS SELECTION



5/3 SETTING OPTIONS



ORDERING GUIDE

EX.: BL4-FM4-SAP

(BL4-FM4-SAP-120-10-W-TD...)

MODEL	INPUT VOLTAGE	WATTAGE	BEAMS	DIMMABLE	CRI	FINISH	LUMINOUS FLUX
BL4-FM4-SAP	120 120V AC 50/60 Hz U 120V-277V AC 50/60 Hz PoE 24V (PoE Scheme)	10 10W/lamp	W Flood (100°)	TD Triac dimming 0-10V 0-10V dimming	90 CRI 90+	WH White BK Black SN Satin Nickel	L1 1000lm

COLOR TEMPERATURES	FRAME COLOR	BAFFLE COLOR	CANOPY	SUSPENDED
27 2700K 30 3000K 35 3500K 40 4000K 50 5000K 60 6000K 3CCT 3000K-4000K-5000K 5CCT 2700K-3000K-3500K-4000K-5000K TW Tunable White 2700K-6500K WD Warm Dim 1800K-3000K	BK Black WH White GR Gray	BK Black G Gold S Specular SS Semi-Specular WH White	SL Shallow PC Power Canopy DR Decorative	C Cord FS Fixed Stem SS Swivel Stem



Liteharbor Lighting Technology Co., Ltd.
New Industry Area Hecun Danzao Town
Nanhai Foshan City Guangdong China

TEL: +86-757-8180 8675
FAX: +86-757-8180 8685
E-mail: info@liteharbor.com

Website: www.liteharbor.com
Specifications subject to change w/o notice
Revision: Jan. 2023