



Liteharbor Lighting Technology Co.,Ltd.

Tel:+86-757-8180-8675

Fax+86-757-8180-8685

E-mailinfo@liteharbor.com

www.liteharbor.com

www.liteharborfactory.com

Address:

New Industry Area,Hecun,Danzao Town,Nanhai,Foshan City,China.

No.3-8 Fengtai Road Logistics Center Danzao Town Nanhai Foshan City China



CORE SERIES



Minimal Module, Maximum performance.

Core provides a true point source solution where previously only halogen and metal halide sources would do. Clean, unobtrusive design delivers smooth and abundant light from an aperture just 1.96" aperture downlight with low glare, Core matches the look and feel of well-loved legacy light sources with all of the modern efficiency and lifetime benefits of LED.




The Core Series

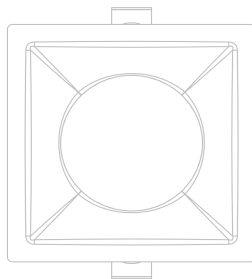
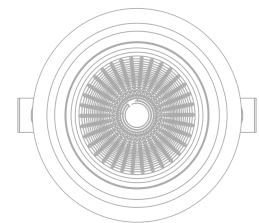

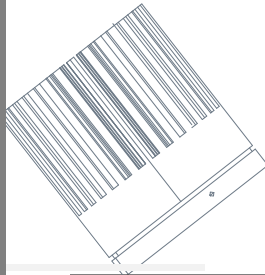
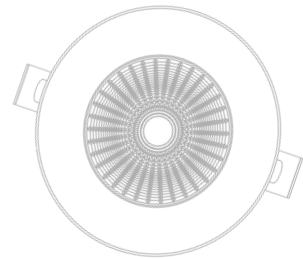
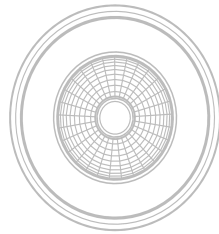
The all-new Core Series bringing you the industry's best small aperture downlights. The trim, optics, and aiming options provide the highest quality of light possible.

A 2" aperture downlight or adjustable solutions offering uncompromised performance, finishes, and serviceability.

Feature

- High performance light output powered by Cree COB with consistent color temperature.
- Multi-beam angle option 20°, 24°, 30°, 60° .
- Compact module & detachable construction and high color rendering up to CRI 97.
- design compatible with standard MR16 Kits or Liteharbor's stylish kits , suitable for various applications.
- Forging heat-sink design is available in multiple size.
- Dimmable LED driver designed to suit universal dimmer..
- 3 years or 5 years warranty for options
- Reflector can be changeable for various beam angle.
- Color temperature from 2700K, 3000K, 3500K, 4000K, offer 3CCT, Tunable White and Dim to warm.
- 70% Light Output at 50,000 Hours.






Optics

Optics Types



Reflective cup Version

The Reflective cup is precisely designed to concentrate the light from the LED chips and project a focused beam pattern to put the light where you need it.

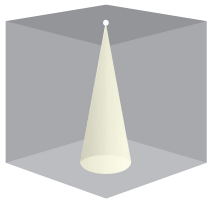


Lens Version

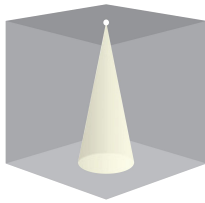
LED lenses can concentrate the light emitted by LED lights in the area that needs to be illuminated, thereby improving light efficiency and lighting effects.



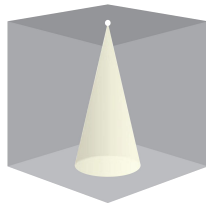
Primary Optics




15°
Spot



24°
Narrow Flood




30°
Flood



60°
Wide Flood

Secondary



Clear

Frosted


Solite

Prismatic

Honeycomb

An overview

3 engines. 4 models. 1 open size. 15,000
 +customisations. The possibilities are
 endless with the Core Series.

			
	CS	CM	CL
POWER (Up to)	9W, 12W	15W, 18W	20W, 25W
MOUNTING	New Construction, Remodel, Housing	New Construction, Remodel, Housing	New Construction, Remodel, Housing
DELIVERED LUMENS	900lm, 1200lm	1500lm, 1800lm	2000lm, 2500lm
OPTIC TYPE	Reflective cup, Lens	Reflective cup, Lens	Reflective cup, Lens
BEAM ANGLE	15°, 24°, 30°, 60°	15°, 24°, 30°, 60°	15°, 24°, 30°, 60°
COLOR QUALITY	90+ CRI, 2-step SDCM	90+ CRI, 2-step SDCM	90+ CRI, 2-step SDCM
COLOR TEMPERATURE	2700K, 3000K 3500K, 4000K	2700K, 3000K, 3500K, 4000K	2700K, 3000K, 3500K, 4000K
DIMMING	0-10V 1%, TRIAC/ELV 1%, DALI-2 0.1%	0-10V 1%, TRIAC/ELV 1%, DALI-2 0.1%	0-10V 1%, TRIAC/ELV 1%, DALI-2 0.1%
WARM DIM	3000K-1800K	3000K-1800K	3000K-1800K
TUNABLE WHITE	6500K-2700K	6500K-2700K	6500K-2700K
INPUT VOLTAGE	120/277V	120/277V	120/277V
STANDARDS	cETLus Certified	cETLus Certified	cETLus Certified
RATINGS	Damp Location	Damp Location	Damp Location
LIFETIME	50000 hours lifespan	50000 hours lifespan	50000 hours lifespan
WARRANTY	3 years warranty 5 years warranty	3 years warranty 5 years warranty	3 years warranty 5 years warranty

LED Module

Forging Aluminum Heat Sink.

Diameter 60mm.

2 standard colours: black, white.

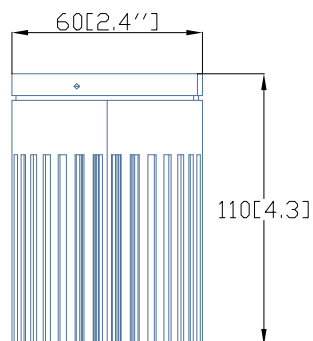
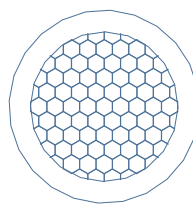
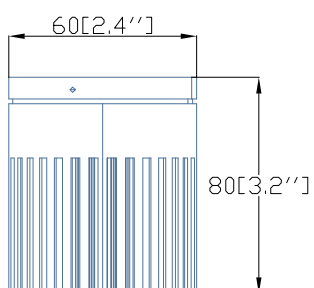
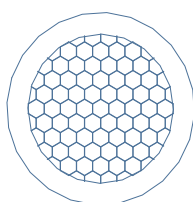
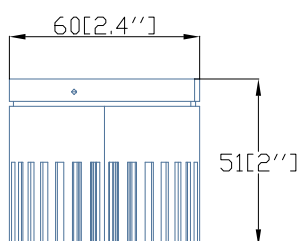
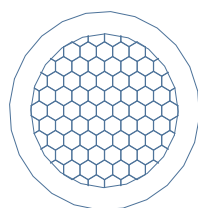
Covers the whole range of cooling capacity from 900 lumen all the way up to 2500 lumen.

The modularity in LED engines which can be mounted either directly or with a LED holder.

CS - 9W, 12W

CM - 15W, 18W

CL - 20W, 25W



Trim



Adjustable Trim
Round and Square
Trim and Trimless



Regressed Trim
Round and Square
Trim and Trimless



Adjustable Regressed Trim
Round and Square
Trim and Trimless



Shower Trim
Round and Square
Trim and Trimless




Trim Finish

Powdercoat Trim Finish



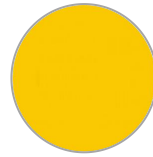
White
WH



Black
BK



Haze
HZ



Gold Plated 24K
GP



Custom

Reflector



Matt White
MWH



Matt Black
MBK



Haze
HZ



Champagne
CHP

2.5"

G4011-E-CRAR

Ultra-Thin Profile Round Adjustable Regressed Trim



G4011-E-CRAR
WITH FLANGE
AVEC BORDURE

30° Rotating



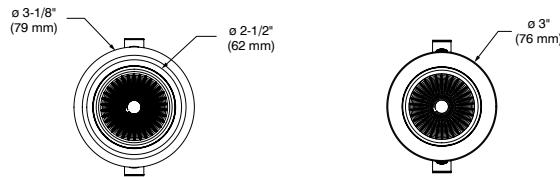
G4011-E-CRAR-TR
FLANGELESS TRIM
SANS BORDURE

90+ CRI
2,700K - 3,000K - 3,500K - 4,000K
3CCT(3,000K - 3,500K- 4,000K)
Warm Dimming(1,800K-3,000K)
Tunable White(6500K-2700K)

Spot (15°), Narrow Flood (24°)
Flood (30°), Wide Flood (60°)
100lm/W delivered lumens

Flangeless Trim available -TR

120/277V
ELV / 0-10V
50,000 hr Warranty



TRIM WITH FLANGE ORDERING CODES

MODEL	TRIM FINISHES	REFLECTOR FINISHES	COLOR TEMPERATURES	BEAMS
G4011-E-CRAR (-TR)	-WH White	-MWH Matt White	27 90+ CRI / 2,700K	S Spot (15°)
	-BK Black	-MBK MattBlack	30 90+ CRI / 3,000K	NF Narrow Flood (24°)
	-HZ Haze	-HZ Haze	35 90+ CRI / 3,500K	F Flood (30°)
	-GP Gold Plated 24K	-CHP Champagne	40 90+ CRI / 4,000K	WF Wide Flood (60°)
	-C Custom (Please contact our sales)		3CCT 3000K-3500K-4000K	
			DW 3000K-1800K TW 6500K-2700K	

VOLTAGE	WATTAGE AND LUMENS	DIMMING	WARRANTY
120 120V	9 9W/ 900lm	D1 0-10V1%	3 3 years warranty
U 120V-277V	12 12W/ 1200lm	DT TRIAC/ELV 1%	5 5 years warranty
	15 15W/ 1500lm	DL DALI-20.1%	
	18 18W/ 1800lm		
	20 20W/ 2000lm		
	25 25W/ 2500lm		

G4011-E-CSAR

Ultra-Thin Profile Square Adjustable Regressed Trim

2.5"



G4011-E-CSAR
WITH FLANGE
AVEC BORDURE

30° Rotating



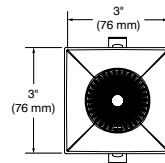
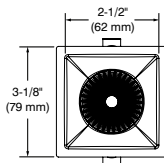
G4011-E-CSAR-TR
FLANGELESS TRIM
SANS BORDURE

90+ CRI
2,700K - 3,000K - 3,500K - 4,000K
3CCT(3,000K - 3,500K- 4,000K)
Warm Dimming(1,800K-3,000K)
Tunable White(6500K-2700K)

Spot (15°), Narrow Flood (24°)
Flood (30°), Wide Flood (60°)
100lm/W delivered lumens

Flangeless Trim available -TR

120/277V
ELV / 0-10V
50,000 hr Warranty



TRIM WITH FLANGE ORDERING CODES

MODEL	TRIM FINISHES	REFLECTOR FINISHES	COLOR TEMPERATURES	BEAMS
G4011-E-CSAR (-TR)	-WH White	-MWH MattWhite	27 90+ CRI / 2,700K	S Spot (15°)
	-BK Black	-MBK MattBlack	30 90+ CRI / 3,000K	NF Narrow Flood (24°)
	-HZ Haze	-HZ Haze	35 90+ CRI / 3,500K	F Flood (30°)
	-GP Gold Plated 24K	-CHP Champagne	40 90+ CRI / 4,000K	WF Wide Flood (60°)
	-C Custom (Please contact our sales)		3CCT 3000K-3500K-4000K	
			DW 3000K-1800K TW 6500K-2700K	

VOLTAGE	WATTAGE AND LUMENS	DIMMING	WARRANTY
120U	120V	9 9W/ 900lm	D1 0-10V1%
	120V-277V	12 12W/ 1200lm	DT TRIAC/ELV 1%
		15 15W/ 1500lm	DL DALI-20.1%
		18 18W/ 1800lm	
		20 20W/ 2000lm	
		25 25W/ 2500lm	
		3 3 years warranty	5 5 years warranty

2.5"

G4011-E-CRFR

Ultra-Thin Profile Round Regressed Trim



G4011-E-CRFR
WITH FLANGE
AVEC BORDURE



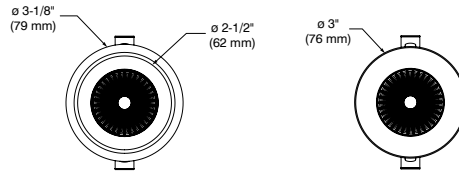
G4011-E-CRFR-TR
FLANGELESS TRIM
SANS BORDURE

90+ CRI
2,700K - 3,000K - 3,500K - 4,000K
3CCT(3,000K - 3,500K- 4,000K)
Warm Dimming(1,800K-3,000K)
Tunable White(6500K-2700K)

Spot (15°), Narrow Flood (24°)
Flood (30°), Wide Flood (60°)
100lm/W delivered lumens

Flangeless Trim available -TR

120/277V
ELV / 0-10V
50,000 hr Warranty



TRIM WITH FLANGE ORDERING CODES

MODEL	TRIM FINISHES	REFLECTOR FINISHES	COLOR TEMPERATURES	BEAMS
G4011-E-CRFR (-TR)	-WH White	-MWH Matt White	27 90+ CRI / 2,700K	S Spot (15°)
	-BK Black	-MBK Matt Black	30 90+ CRI / 3,000K	NF Narrow Flood (24°)
	-HZ Haze	-HZ Haze	35 90+ CRI / 3,500K	F Flood (30°)
	-GP Gold Plated 24K	-CHP Champagne	40 90+ CRI / 4,000K	WF Wide Flood (60°)
	-C Custom (Please contact our sales)		3CCT 3000K-3500K-4000K	
			DW 3000K-1800K TW 6500K-2700K	

VOLTAGE	WATTAGE AND LUMENS	DIMMING	WARRANTY
120U 120V 120V-277V	9 9W/ 900lm	D1 0-10V1%	3 3 years warranty
	12 12W/ 1200lm	DT TRIAC/ELV 1%	5 5 years warranty
	15 15W/ 1500lm	DL DALI-20.1%	
	18 18W/ 1800lm		
	20 20W/ 2000lm 25 25W/ 2500lm		

G4011-E-CSFR

Ultra-Thin Profile Square Regressed Trim

2.5"



G4011-E-CSFR
WITH FLANGE
AVEC BORDURE



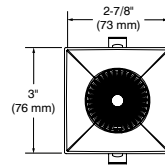
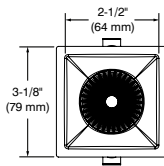
G4011-E-CSFR-TR
FLANGELESS TRIM
SANS BORDURE

90+ CRI
2,700K - 3,000K - 3,500K - 4,000K
3CCT(3,000K - 3,500K- 4,000K)
Warm Dimming(1,800K-3,000K)
Tunable White(6500K-2700K)

Spot (15°), Narrow Flood (24°)
Flood (30°), Wide Flood (60°)

100lm/W delivered lumens
Flangeless Trim available -TR

120/277V
ELV / 0-10V
50,000 hr Warranty



TRIM WITH FLANGE ORDERING CODES

MODEL	TRIM FINISHES	REFLECTOR FINISHES	COLOR TEMPERATURES	BEAMS
G4011-E-CSFR (-TR)	-WH White	-MWH MattWhite	27 90+ CRI / 2,700K	S Spot (15°)
	-BK Black	-MBK Matt Black	30 90+ CRI / 3,000K	NF Narrow Flood (24°)
	-HZ Haze	-HZ Haze	35 90+ CRI / 3,500K	F Flood (30°)
	-GP Gold Plated 24K	-CHP Champagne	40 90+ CRI / 4,000K	WF Wide Flood (60°)
	-C Custom (Please contact our sales)		3CCT 3000K-3500K-4000K	
			DW 3000K-1800K TW 6500K-2700K	

VOLTAGE	WATTAGE AND LUMENS	DIMMING	WARRANTY
120 120V	9 9W/ 900lm	D1 0-10V1%	3 3 years warranty
U 120V-277V	12 12W/ 1200lm	DT TRIAC/ELV 1%	5 5 years warranty
	15 15W/ 1500lm	DL DALI-20.1%	
	18 18W/ 1800lm		
	20 20W/ 2000lm		
	25 25W/ 2500lm		

2.5"

G4011-E-CRSF

Ultra-Thin Profile Round Regressed Shower Trim

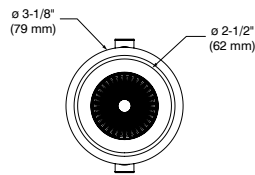


G4011-E-CRSF
WITH FLANGE
AVEC BORDURE

90+ CRI
2,700K - 3,000K - 3,500K - 4,000K
3CCT(3,000K - 3,500K- 4,000K)
Warm Dimming(1,800K-3,000K)
Tunable White(6500K-2700K)

Spot (15°), Narrow Flood (24°)
Flood (30°), Wide Flood (60°)
100lm/W delivered lumens

120/277V
ELV / 0-10V
50,000 hr Warranty



TRIM WITH FLANGE ORDERING CODES

MODEL	TRIM FINISHES	REFLECTOR FINISHES	COLOR TEMPERATURES	BEAMS
G4011-E-CRSF	-WH White	-MWH Matt White	27 90+ CRI / 2,700K	S Spot (15°)
	-BK Black	-MBK Matt Black	30 90+ CRI / 3,000K	NF Narrow Flood (24°)
	-HZ Haze	-HZ Haze	35 90+ CRI / 3,500K	F Flood (30°)
	-GP Gold Plated 24K	-CHP Champagne	40 90+ CRI / 4,000K	WF Wide Flood (60°)
	-C Custom (Please contact our sales)		3CCT 3000K-3500K-4000K	
			DW 3000K-1800K TW 6500K-2700K	

VOLTAGE	WATTAGE AND LUMENS	DIMMING	WARRANTY
120 120V	9 9W/ 900lm	D1 0-10V1%	3 3 years warranty
U 120V-277V	12 12W/ 1200lm	DT TRIAC/ELV 1%	5 5 years warranty
	15 15W/ 1500lm	DL DALI-20.1%	
	18 18W/ 1800lm		
	20 20W/ 2000lm		
	25 25W/ 2500lm		

G4011-E-CSSF

Ultra-Thin Profile Square Regressed Shower Trim

2.5"



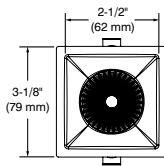
G4011-E-CSSF
WITH FLANGE
AVEC BORDURE

90+ CRI
2,700K - 3,000K - 3,500K - 4,000K
3CCT(3,000K - 3,500K- 4,000K)
Warm Dimming(1,800K-3,000K)
Tunable White(6500K-2700K)

Spot (15°), Narrow Flood (24°)
Flood (30°), Wide Flood (60°)

100lm/W delivered lumens

120/277V
ELV / 0-10V
50,000 hr Warranty



TRIM WITH FLANGE ORDERING CODES

MODEL	TRIM FINISHES	REFLECTOR FINISHES	COLOR TEMPERATURES	BEAMS
G4011-E-CSSF	-WH White	-MWH MattWhite	27 90+ CRI / 2,700K	S Spot (15°)
	-BK Black	-MBK Matt Black	30 90+ CRI / 3,000K	NF Narrow Flood (24°)
	-HZ Haze	-HZ Haze	35 90+ CRI / 3,500K	F Flood (30°)
	-GP Gold Plated 24K	-CHP Champagne	40 90+ CRI / 4,000K	WF Wide Flood (60°)
	-C Custom (Please contact our sales)		3CCT 3000K-3500K-4000K	
			DW 3000K-1800K	
			TW 6500K-2700K	

VOLTAGE	WATTAGE AND LUMENS	DIMMING	WARRANTY
120 120V	9 9W/ 900lm	D1 0-10V1%	3 3 years warranty
U 120V-277V	12 12W/ 1200lm	DT TRIAC/ELV 1%	5 5 years warranty
	15 15W/ 1500lm	DL DALI-20.1%	
	18 18W/ 1800lm		
	20 20W/ 2000lm		
	25 25W/ 2500lm		

2.5"

G4011-E-CRAF

Ultra-Thin Profile Round Adjustable Trim



G4011-E-CRAF
WITH FLANGE
AVEC BORDURE

30° Rotating



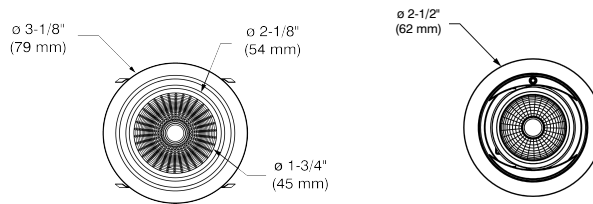
G4011-E-CRAF-TR
FLANGELESS TRIM
SANS BORDURE

90+ CRI
2,700K - 3,000K - 3,500K - 4,000K
3CCT(3,000K - 3,500K - 4,000K)
Warm Dimming(1,800K-3,000K)
Tunable White(6500K-2700K)

Spot (15°), Narrow Flood (24°)
Flood (30°), Wide Flood (60°)
100lm/W delivered lumens

Flangeless Trim available -TR

120/277V
ELV / 0-10V
50,000 hr Warranty



TRIM WITH FLANGE ORDERING CODES

MODEL	TRIM FINISHES	REFLECTOR FINISHES	COLOR TEMPERATURES	BEAMS
G4011-E-CRAF (-TR)	-WH White	-MWH Matt White	27 90+ CRI / 2,700K	S Spot (15°)
	-BK Black	-MBK Matt Black	30 90+ CRI / 3,000K	NF Narrow Flood (24°)
	-HZ Haze	-HZ Haze	35 90+ CRI / 3,500K	F Flood (30°)
	-GP Gold Plated 24K	-CHP Champagne	40 90+ CRI / 4,000K	WF Wide Flood (60°)
	-C Custom (Please contact our sales)		3CCT 3000K-3500K-4000K	
			DW 3000K-1800K TW 6500K-2700K	

VOLTAGE	WATTAGE AND LUMENS	DIMMING	WARRANTY
120 120V	9 9W/ 900lm	D1 0-10V1%	3 3 years warranty
U 120V-277V	12 12W/ 1200lm	DT TRIAC/ELV 1%	5 5 years warranty
	15 15W/ 1500lm	DL DALI-20.1%	
	18 18W/ 1800lm		
	20 20W/ 2000lm		
	25 25W/ 2500lm		

