

# SONNE SERIES

## AL8-HVA3 High Power 8"

### Architectural Adjustable LED Downlight

#### DESCRIPTION

- 1) Lighting is smooth and comfortable while using 50% less energy than the common CFL downlight.
- 2) Eco-friendly no lead or mercury.
- 3) Designed to install into an existing downlights mounting frame and convert them into energy efficient LED downlights to save anywhere from 35% up to 75% on energy cost.
- 4) Ideal suited for use in commercial, retail and other architectural applications.

#### LED MODULE

Cree true white® technology available  
80+, 90+ CRI  
Color temperature: 3000K-5500K  
Rated for 50000 hours at 70% lumen output  
No heat, mercury or UV

#### DRIVER

The LED driver is rated for 50 to 60Hz at 110V/277V, also available in 347V input, produces less than 20%THD, has a power factor between 90% and 100%, and is thermally protected for additional safety. The LED driver is mounted to the J-box cover and is accessible from below the ceiling.

#### FRAME

Constructed from 16-gauge steel, die-formed construction for max heat dissipation and rust protection.

#### JUNCTION BOX

- 1) Provided with four 1/2" knockouts, one 3/4" knockout and four Romex knockouts with true pryout slots and strain clamps.
- 2) Designed for straight through conduit runs.
- 3) Electrical connections are made through a single junction box door.
- 4) Green wire provided for installation with ground wire fed through PVC pipe conduit.

#### LISTING & WARRANTY

ETL listed to US and Canada standards for wet locations.  
5-year limited warranty.

#### FEATURE

- Power Tunable, convenient inventory and cost savings.
- 359° adjustable chassis that tilts up to 48° to accommodate sloped ceilings or to provide wall wash and accent lighting.
- Up to 90lm/W, total 10350lm to 14400lm delivered lumens.
- Color temperatures selectable: 3000K, 3500K, 4000K, 5000K, 5500K.
- Advanced heat sink provides superior thermal management for 50,000 hours of operation with 70% lumen maintenance.
- Unique impact resistant polycarbonate lenses provides uniform light output with lamp like appearance.
- Available with dedicated Emergency Battery Back-up.
- Die cast aluminum heat sink.
- No Flickering, noise or RF interference.
- Easy to install to suspended ceiling grids.
- Safe and stable guarantee without strobe, standard dimming control, matching most dimmers.
- Constant voltage 110/277V or 347V, 50/60Hz.

#### ELECTRICAL SYSTEM

Thermal protection guard protects the LED module from overheating and will dim LED module if necessary. Fully dimmable down to 10% of initial light output with a 0-10 Volt dimmer.

#### REFLECTOR ASSEMBLY

High purity spun self-flanged aluminum reflector with 1.2mm thickness and suppressed anodized finish. Available in several finishes in a variety of anodized colors as well as painted trim options, and available in different colors finishes. Reflector flange options include self-flanged and white painted flange.

#### CLEARANCE

Frames require a minimum clearance of 3" ring from thermal insulation and 1/2" from adjacent building component.

#### THERMAL PROTECTOR

External thermal device is located on the junction box wrap.

#### APPLICATIONS:

Liteharbor ALX-HVA3 Series has 3 sizes, respectively 4", 6", 8" specification grade high output LED downlight capable of delivering over 14400 lumens and designed for ceiling heights from 20 to 60 feet.



Combining energy savings, long life, low maintenance cost & controllability, it is an excellent alternative to metal halide (up to 250 watts) and quartz (up to 500 watts) fixtures. Rated for a minimum of 50,000 hours life with 70% Lumen maintenance up to 40°C (104°F) when free airflow is available around the fixture.

Project:

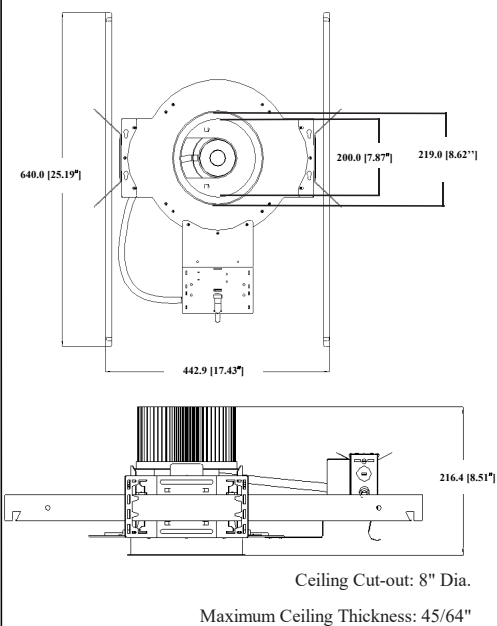
Location:

Notes:

Date:



#### DIMENSION



Other Special Requirements Please Confirm with Our sales



Liteharbor Lighting Technology Co., Ltd.

New Industry Area Hecun Danzao Town

Nanhai Foshan City Guangdong China

TEL: +86-757-8180 8675

FAX: +86-757-8180 8685


E-mail: info@liteharbor.com

Website: www.liteharbor.com

Specifications subject to change w/o notice

Revision: Jun. 2023

## PHOTOMETRY IN APPLICATIONS



**Fixture:** AL8-HVA3

**Fixture spacing:** 20 ft

**Dimensions:** 100 ft X 100 ft



**Average Fc:** 20

**Ceiling height:** 40 ft

**W/ft<sup>2</sup>:** 0.33

**# of fixtures:** 21

## SONNE EXPLOSIVE VIEW



## MOUNTING

- 1) Designed to install into an existing downlights mounting frame and convert them into energy efficient LED downlights.
- 2) Flex is designed to attach into existing junction box.
- 3) Vertically adjustable universal mounting brackets accept flat bar hangers, conduit or C channel.
- 4) The reflector assembly is held in with 4 "butter-fly" spring clips.
- 5) Reflector assy quickly attaches with lockable quick connect. Hanger bars ordered separately.
- 6) Compatible with C-channel, 3 types wood joist bar hanger Butterfly Brackets and EMT
- 7) 3 options mounting plate can be used in a variety of places.

## SPECIFICATIONS

Item No	ALX-HVA3		
Size	4"	6"	8"
Delivered Lumens	Up to 5400 lm	Up to 10350lm	Up to 14400lm
Watts	35W / 48W / 60W	60W / 72W / 115W	115W/130W/ 160W
Efficacy	Up to 90 lm/W		
Connection Scheme	One by One Driver		
Color Quality	80+, 90+ CRI		
CCT	3000K, 3500K, 4000K, 5000K, 5500K		
Power Tunable	35W (35W-25W-15W) 48W(48W-38W-28W) 60W(60W-50W-40W) 72W(72W-62W-52W) 115W(115W-105W-95W) 130W(130W-120W-110W) 160W(160W-150W-140W)		
Input Voltage	110/277V or 347V, 50/60Hz		
Dimming	0-10V Dimming, DMX RDM		
Beam Angle	24°, 36°, 60°		
Shape	Round		
Warranty	5 years Limited Warranty		
Listings	ETL Listed, Damp Location.		

## BEAM ANGLE



Other Special Requirements Please Confirm with Our sales



**Liteharbor Lighting Technology Co., Ltd.**

New Industry Area Hecun Danzao Town

Nanhai Foshan City Guangdong China

TEL: +86-757-8180 8675

FAX: +86-757-8180 8685

E-mail: [info@liteharbor.com](mailto:info@liteharbor.com)

Website: [www.liteharbor.com](http://www.liteharbor.com)

Specifications subject to change w/o notice

Revision: Jun. 2023

## ORDER MATRIX

Ⓐ      Ⓑ      Ⓒ      Ⓓ      Ⓔ      Ⓕ      Ⓖ      ...

Item No.:AL8-HVA3-160-14400-U

Ⓐ Series		Ⓑ Wattage		Ⓒ Lumen Output		Ⓓ Input Voltage	
<input type="checkbox"/>	AL8-HVA3 8"	<input type="checkbox"/>	115 115W	<input type="checkbox"/>	103L 10350 Lumen	<input type="checkbox"/>	U 110-277V
	LED Architectural Downlight	<input type="checkbox"/>	130 130W	<input type="checkbox"/>	117L 11700 Lumen	<input type="checkbox"/>	347 347V
		<input type="checkbox"/>	160 160W	<input type="checkbox"/>	144L 14400 Lumen		
Ⓔ CRI		Ⓓ Dimmable		Ⓒ Color Temp		Ⓔ Beam Spread	
<input type="checkbox"/>	80 80+ CRI	<input type="checkbox"/>	ND Non-Dimmable	<input type="checkbox"/>	30K 3000K	<input type="checkbox"/>	24 24° Spot
<input type="checkbox"/>	90 90+ CRI	<input type="checkbox"/>	DM 0-10v Dimmable	<input type="checkbox"/>	35K 3500K	<input type="checkbox"/>	36 36° Narrow Flood
		<input type="checkbox"/>	DMXR DMX512 RDM	<input type="checkbox"/>	40K 4000K	<input type="checkbox"/>	60 60° Flood
				<input type="checkbox"/>	50K 5000K		
				<input type="checkbox"/>	55K 5500K		
Ⓔ Power Tunable		Ⓓ LED Available		Ⓒ Install Options		Ⓒ Mounting Palte	
<input type="checkbox"/>	115T (115W-105W-95W)	<input type="checkbox"/>	LCR Cree	<input type="checkbox"/>	T T-Bar Hanger	<input type="checkbox"/>	AMP A mounting plate
<input type="checkbox"/>	130T (130W-120W-110W)	<input type="checkbox"/>	LCI Citizen	<input type="checkbox"/>	C C-Channel Bar Hanger	<input type="checkbox"/>	BMP B mounting plate
<input type="checkbox"/>	160T (160W-1150W-140W)	<input type="checkbox"/>	LEP Epistar	<input type="checkbox"/>	J J-Wood Joist Bar Hanger	<input type="checkbox"/>	CMP C mounting plate
		<input type="checkbox"/>	LSO Seoul	<input type="checkbox"/>	B B Wood Joist Bar Hanger		
		<input type="checkbox"/>	LOR Osram	<input type="checkbox"/>	BB Butterfly Brackets		
Ⓔ Options							
<input type="checkbox"/>	EM7 Emergency Backup (7W)						
<input type="checkbox"/>	EM20 Emergency Backup (20W)						

## REFLECTOR MATRIX

Ⓐ      Ⓑ      Ⓒ      Ⓓ

Ⓐ Trim		Ⓑ Reflector Finish		Ⓒ Ring		Ⓓ Lens Type	
<input type="checkbox"/>	SF Self Flanged	<input type="checkbox"/>	CL Clear	<input type="checkbox"/>	CL Clear	<input type="checkbox"/>	CR Clear Tempered
<input type="checkbox"/>	SFW Self Flanged White	<input type="checkbox"/>	HZ Haze	<input type="checkbox"/>	HZ Haze	<input type="checkbox"/>	SB Sand Blasted
<input type="checkbox"/>	SFGB Self Flanged Black	<input type="checkbox"/>	WH White	<input type="checkbox"/>	WH White		
<input type="checkbox"/>	RR Reflector and Ring	<input type="checkbox"/>	BK Black	<input type="checkbox"/>	BK Black		
				<input type="checkbox"/>	SN Satin Nickel		
				<input type="checkbox"/>	CH Chrome		
				<input type="checkbox"/>	ORB Oil Rubbed Brown		
				<input type="checkbox"/>	GR Grey		

Other Special Requirements Please Confirm with Our sales



Liteharbor Lighting Technology Co., Ltd.

New Industry Area Hecun Danzao Town

Nanhai Foshan City Guangdong China

TEL: +86-757-8180 8675

FAX: +86-757-8180 8685

E-mail: info@liteharbor.com

Website: www.liteharbor.com

Specifications subject to change w/o notice
















Revision: Jun. 2023

## PERFORMANCE DATA

### Electrical Data

Item	System Wattage	CCT	Nominal Delivered Lumens	CRI
AL4-HVA2 4"	35W	3500K	3100 lm	85+
	48W	3500K	4300 lm	85+
	60W	3500K	5400 lm	85+
AL6-HVA2 6"	60W	3500K	5400 lm	85+
	72W	3500K	6400 lm	85+
	115W	3500K	10300 lm	85+
AL8-HVA2 8"	115W	3500K	10300 lm	85+
	130W	3500K	11700 lm	85+
	160W	3500K	14400lm	85+

### Option Data

Option Data							
Reflector	Self Flanged						
		HZ-SWH	CL-SWH	BK-SBK	WH-SWH	HZ-SHZ	CL-SCL
	No Flanged	Reflector	CL,HZ,WH,BK				
		Flange Colors	CL, HZ, WH, BK, SN, CH,ORB,GR				
		Clear, Haze, White, Back, Satin Nickel, Chrome, Oil Rubbed Brown,Grey					
Install Options							
	T-Bar Hanger Adjustable Wood Joist Bar Hanger	C-Channel Bar Hanger	J-Bar Hanger Adjustable Wood Joist Bar Hanger	B-Bar Hanger Adjustable Wood Joist Bar Hanger	(BB) Butterfly Brackets		
Mounting Plate							
	A mounting plate		B mounting plate		A mounting plate		
POWER TUNABLE	<div><div>160W 150W 140W</div><div></div><div></div></div>						

Other Special Requirements Please Confirm with Our sales



**Liteharbor Lighting Technology Co., Ltd.**

New Industry Area Hecun Danzao Town

Nanhai Foshan City Guangdong China

TEL: +86-757-8180 8675

FAX: +86-757-8180 8685

E-mail: [info@liteharbor.com](mailto:info@liteharbor.com)

Website: [www.liteharbor.com](http://www.liteharbor.com)

Specifications subject to change w/o notice

Revision: Jun. 2023



ARCHITECTURAL DOWNLIGHT